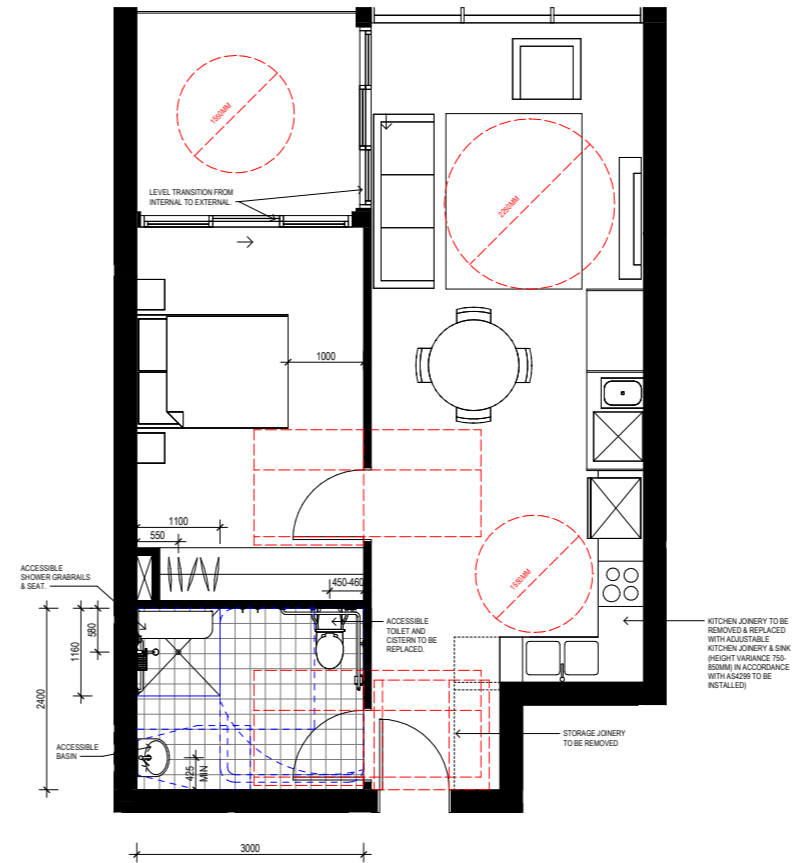
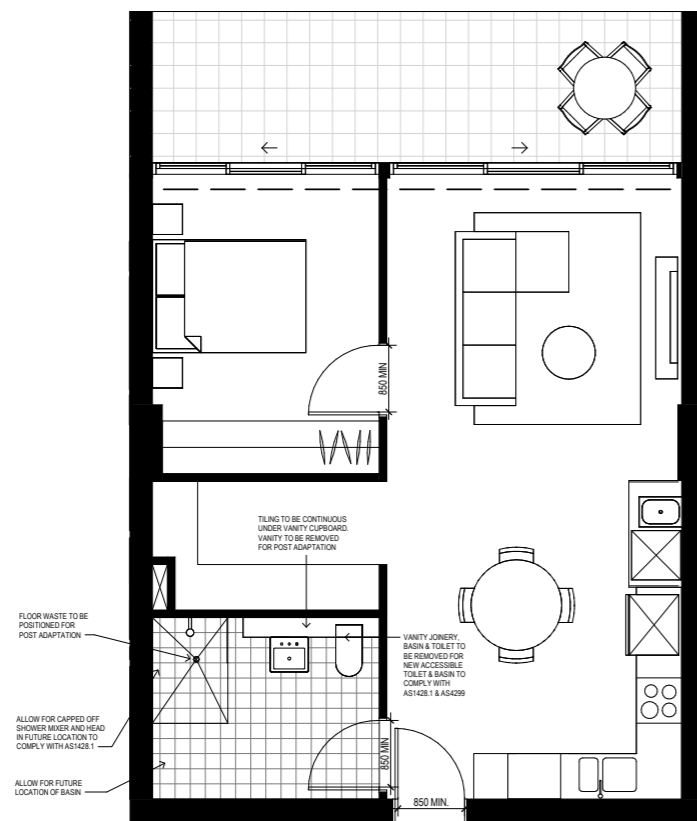


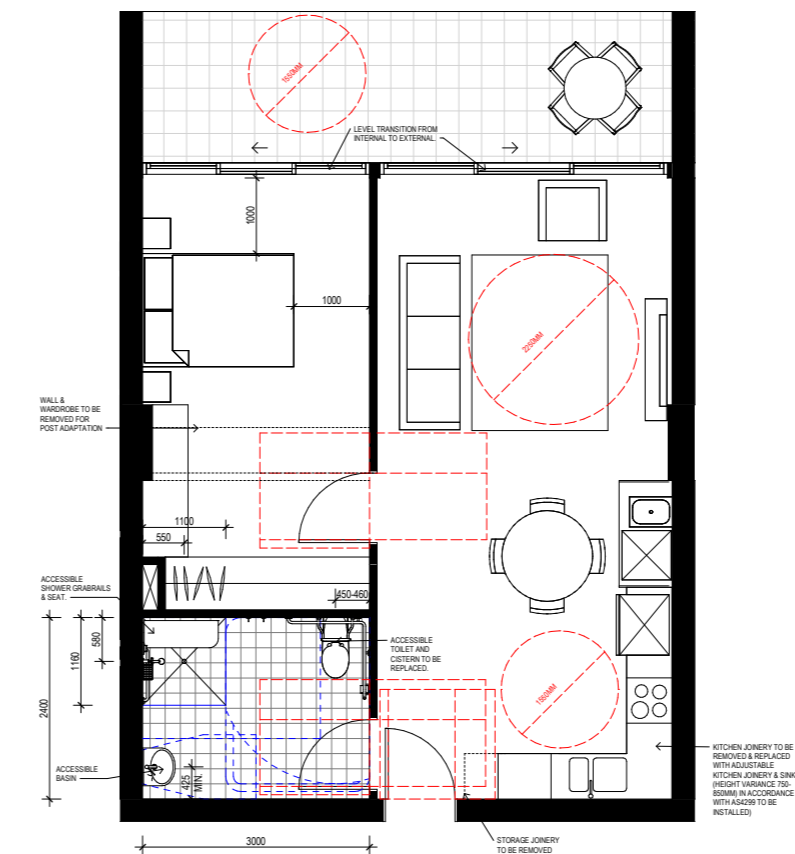
**1 ADAPTABLE UNIT TYPE 1 - PRE ADAPTATION**  
1:50  
UNIT NUMBERS 312, 512, 612, 712, 812, 912, 1012, 1112, 1212



**2 ADAPTABLE UNIT TYPE 1 - POST ADAPTATION**  
1:50  
UNIT NUMBERS 312, 512, 612, 712, 812, 912, 1012, 1112, 1212



**3 ADAPTABLE UNIT TYPE 2 - PRE ADAPTATION**  
1:50  
UNIT NUMBER 102



**4 ADAPTABLE UNIT TYPE 2 - POST ADAPTATION**  
1:50  
UNIT NUMBER 102

**DA SUBMISSION**

Consultant	Structural
<b>VAN DER MEER</b> PH: 02 9436 0433 EMAIL: richard.matheson@vandemeer.com.au	
Consultant	Services
<b>INSYNC SERVICES</b> PH: 02 9262 34000 EMAIL: brett@insyncservices.com.au	
Consultant	Traffic
<b>ASON GROUP</b> PH: 02 9383 8601 EMAIL: andrew.johnson@asongroup.com.au	
Consultant	Planning
<b>URBIS</b> PH: 02 8233 9900 EMAIL: swilkes@urbis.com.au	
Client	
<b>CAPITAL BLUESTONE</b> PH: 02 8072 4707 EMAIL: tchun@capitalbluestone.com.au	

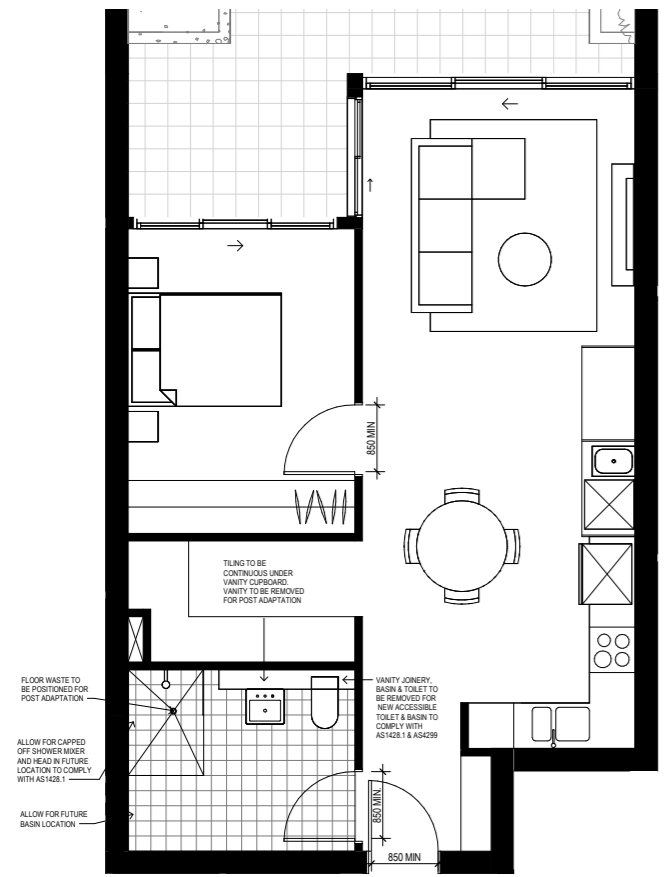
**GROUP GSA**

Group GSA Pty Ltd ABN 76 002 113 779  
Level 7, 80 William St East Sydney NSW  
Australia 2011  
www.groupgsa.com  
T +612 9361 4144 F +612 9332 3458  
architecture interior design urban design landscape  
nom architect M. Sheldon 3990  
Project Title

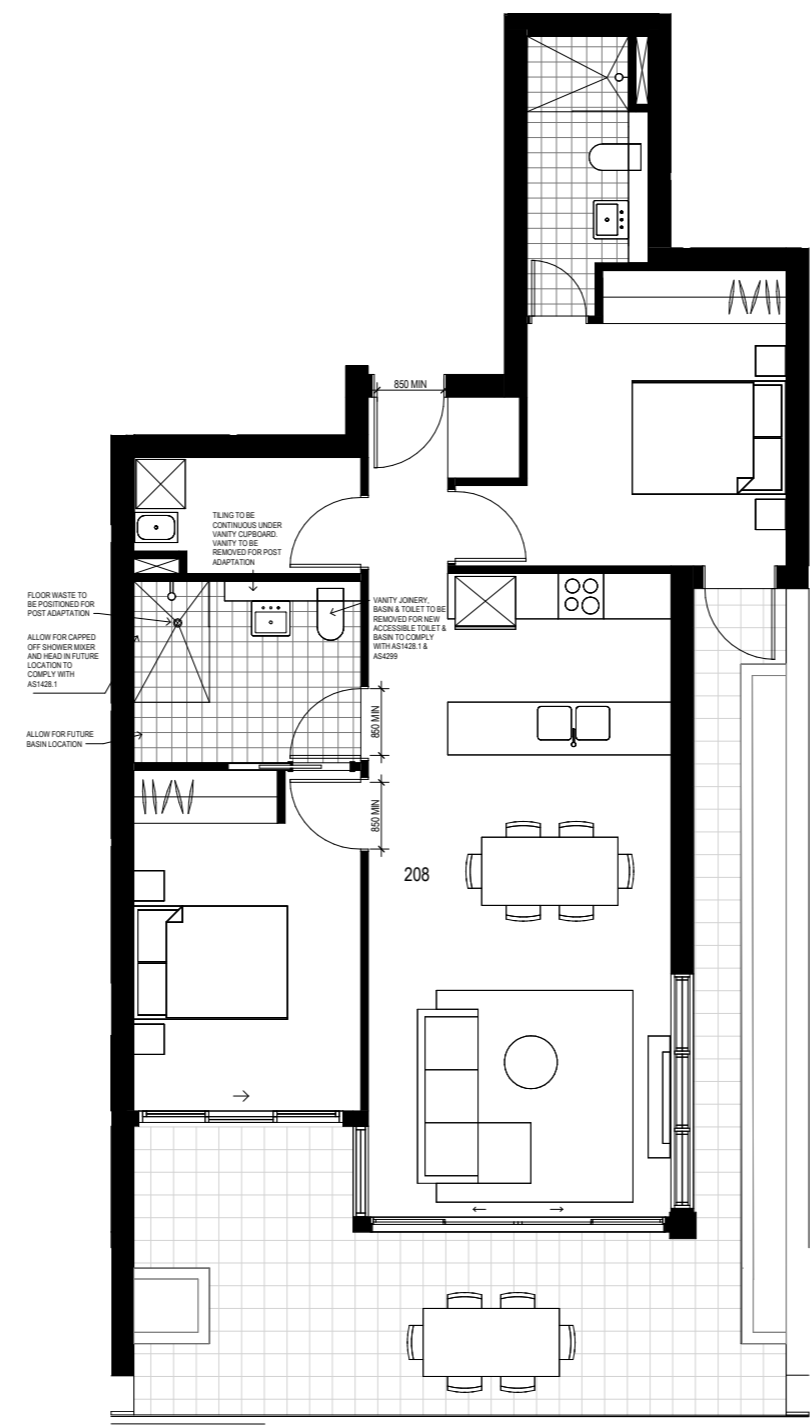
**BONDI JUNCTION RSL**

Drawing Title
<b>ADAPTABLE UNIT LAYOUTS 1</b>
Scale 1:50
Drawing Created (date) 08/16/17
Drawing Created by AP/ISW
Plotted and checked by AP/ISW/PI
Verified AE/PI
Approved LMC/AE
Project No Drawing No Issue
<b>160295 DA 3210 A</b>

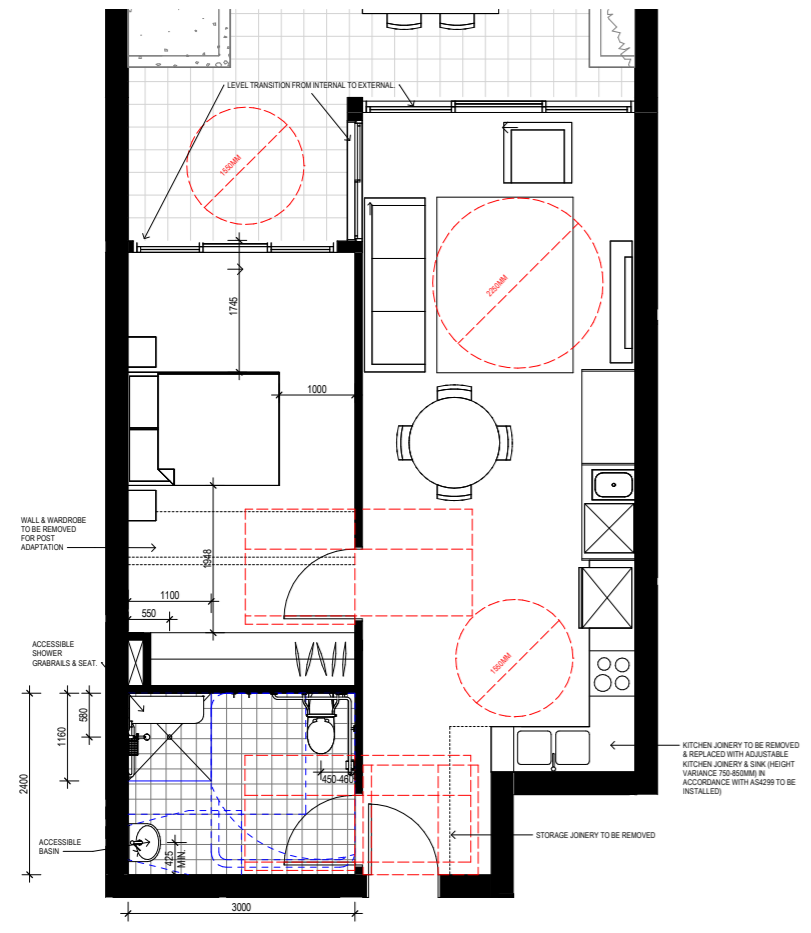
This drawing is the copyright of Group GSA Pty Ltd and may not be altered, reproduced or transmitted in any form or by any means in part or in whole without the written permission of Group GSA Pty Ltd. All levels and dimensions are to be checked and verified on site prior to the commencement of any work, making of shop drawings or fabrication of components.  
Do not scale drawings. Use figured Dimensions.



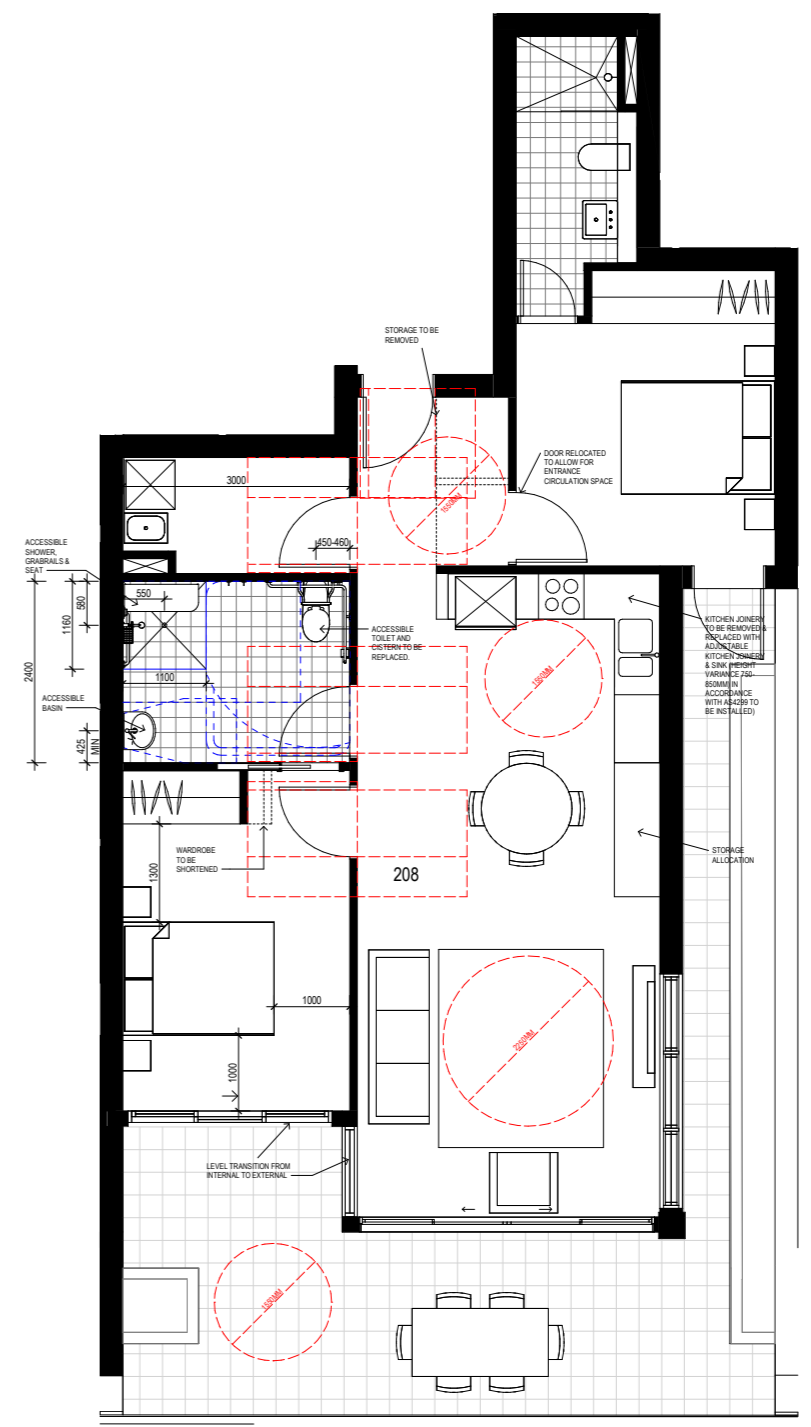
**1 ADAPTABLE UNIT TYPE 3 - PRE ADAPTATION**  
1:50 UNIT NUMBER 212



**3 ADAPTABLE UNIT TYPE 4 - PRE ADAPTATION**  
1:50 UNIT NUMBER 208



**2 ADAPTABLE UNIT TYPE 3 - POST ADAPTATION**  
1:50 UNIT NUMBER 212



**4 ADAPTABLE UNIT TYPE 4 - POST ADAPTATION**  
1:50 UNIT NUMBER 208

DA SUBMISSION	
Consultant	Structural
<b>VAN DER MEER</b> PH: 02 9436 0433 EMAIL: richard.matheson@vandermeer.com.au	
Consultant	Services
<b>INSYNC SERVICES</b> PH: 02 9262 34000 EMAIL: bretti@insyncservices.com.au	
Consultant	Traffic
<b>ASON GROUP</b> PH: 02 9083 8601 EMAIL: andrew.johnson@asongroup.com.au	
Consultant	Planning
<b>URBIS</b> PH: 02 8233 9900 EMAIL: swikes@urbis.com.au	
Client	
<b>CAPITAL BLUESTONE</b> PH: 02 8072 4707 EMAIL: tzo@capitalbluestone.com.au	

**GROUP GSA**

Group GSA Pty Ltd ABN 76 002 113 779  
 Level 7, 80 William St East Sydney NSW  
 Australia 2011  
 www.groupgsa.com

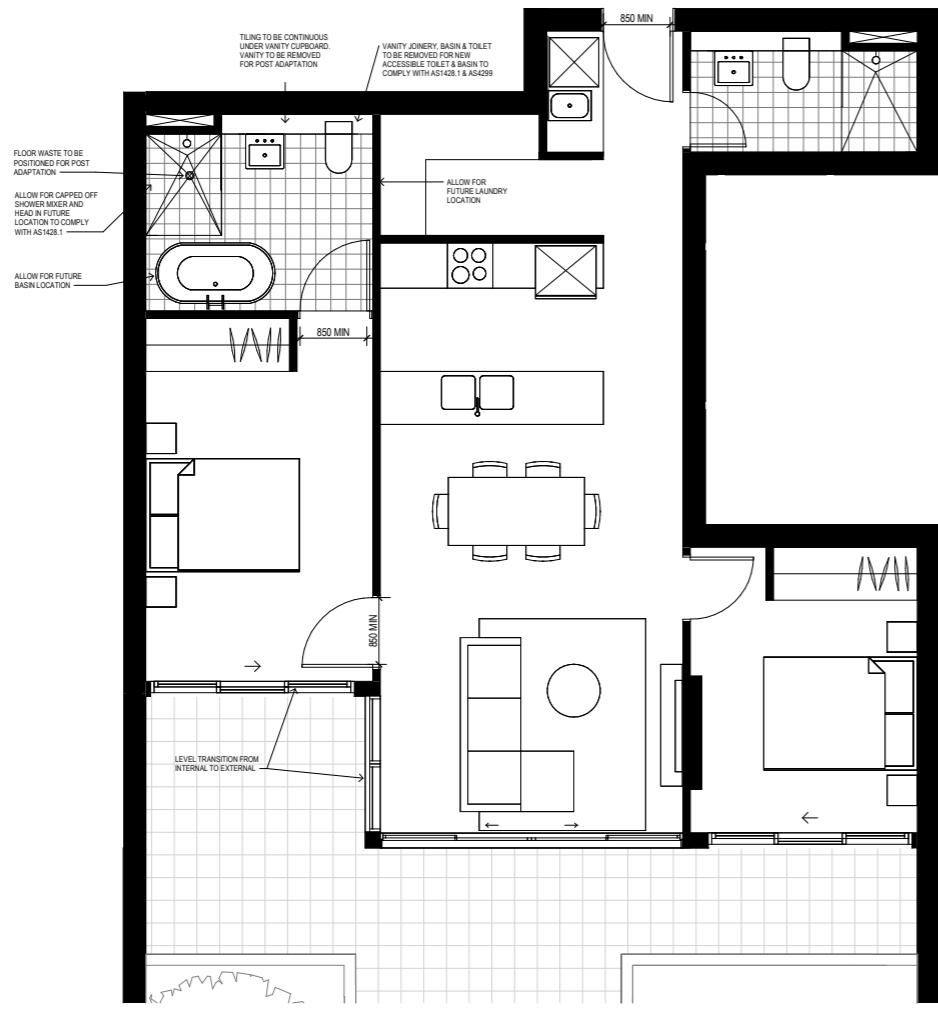
T +612 9361 4144 F +612 9332 3458  
 architecture interior design urban design landscape  
 nom architect M. Sheldon 3990  
 Project Title

**BONDI JUNCTION RSL**

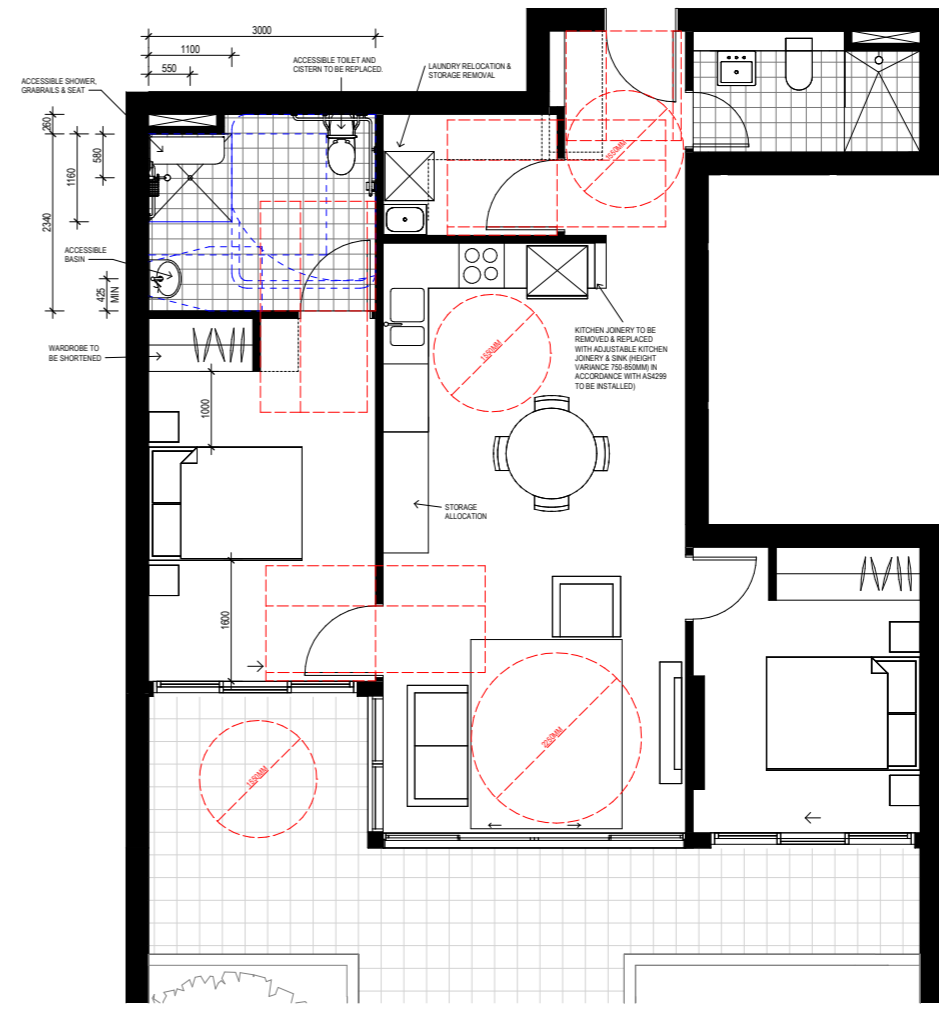
Drawing Title	ADAPTABLE UNIT LAYOUTS 2	
Scale	1:50	
Drawing Created (date)	10/11/17	
Drawing Created by	AP/SW	
Plotted and checked by	AP/SW/PI	
Verified	AE/PI	
Approved	LMC/AE	
Project No	Drawing No	Issue
160295	DA 3211	A

This drawing is the copyright of Group GSA Pty Ltd and may not be altered, reproduced or transmitted in any form or by any means in part or in whole without the written permission of Group GSA Pty Ltd. All levels and dimensions are to be checked and verified on site prior to the commencement of any work, making of shop drawings or fabrication of components.  
 Do not scale drawings. Use figured Dimensions.

Issue	Description	Date
A	DA SUBMISSION	16.11.17



1 ADAPTABLE UNIT TYPE 5 - PRE ADAPTATION  
1:50  
UNIT NUMBER 206



2 ADAPTABLE UNIT TYPE 5 - POST ADAPTATION  
1:50  
UNIT NUMBER 206

**DA SUBMISSION**

Consultant Structural  
**VAN DER MEER**  
 PH: 02 9436 0433  
 EMAIL: richard.matheson@vandemeer.com.au

Consultant Services  
**INSYNC SERVICES**  
 PH: 02 9262 34000  
 EMAIL: brett@insyncservices.com.au

Consultant Traffic  
**ASON GROUP**  
 PH: 02 9083 8601  
 EMAIL: andrew.johnson@asongroup.com.au

Consultant Planning  
**URBIS**  
 PH: 02 8233 9900  
 EMAIL: swilkes@urbis.com.au

Client  
**CAPITAL BLUESTONE**  
 PH: 02 8072 4707  
 EMAIL: tchun@capitalbluestone.com.au

**GROUP GSA**

Group GSA Pty Ltd ABN 76 002 113 779  
 Level 7, 80 William St East Sydney NSW  
 Australia 2011  
 www.groupgsa.com

T +612 9361 4144 F +612 9332 3458  
 architecture interior design urban design landscape  
 nom architect M. Sheldon 3990  
 Project Title

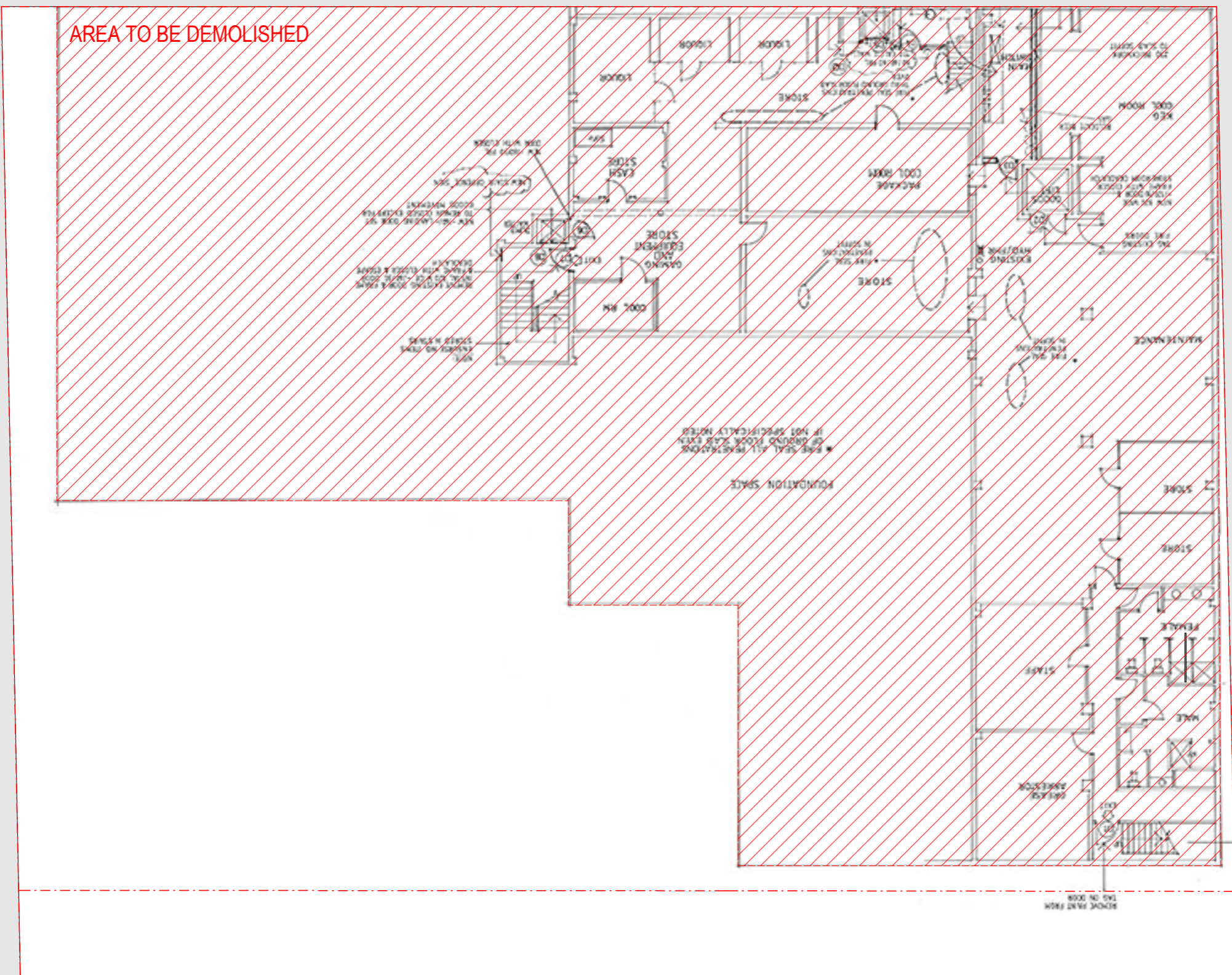
**BONDI JUNCTION RSL**

Drawing Title  
**ADAPTABLE UNIT LAYOUTS 3**

Scale 1:50  
 Drawing Created (date) 10/13/17  
 Drawing Created (by) AP/ISW  
 Plotted and checked by AP/ISW/PI  
 Verified AE/PI  
 Approved LMC/AE  
 Project No Drawing No Issue  
**160295 DA 3212 A**

This drawing is the copyright of Group GSA Pty Ltd and may not be altered, reproduced or transmitted in any form or by any means in part or in whole without the written permission of Group GSA Pty Ltd. All levels and dimensions are to be checked and verified on site prior to the commencement of any work, making of shop drawings or fabrication of components.  
 Do not scale drawings. Use figured Dimensions.

16/11/2017 3:56:55 PM



North Point

**DA SUBMISSION**

- |   |            |
|---|------------|
| Consultant  | Structural |
| <b>VAN DER MEER</b><br>PH: 02 9436 0433<br>EMAIL: richard.matheson@vandemeer.com.au |            |
| Consultant  | Services   |
| <b>INSYNC SERVICES</b><br>PH: 02 9262 3400<br>EMAIL: trent@insyncservices.com.au    |            |
| Consultant  | Traffic    |
| <b>ASON GROUP</b><br>PH: 02 9083 8601<br>EMAIL: andrew.johnson@asongroup.com.au     |            |
| Consultant  | Planning   |
| <b>URBIS</b><br>PH: 02 8233 9900<br>EMAIL: swikes@urbis.com.au                      |            |
| Client  |            |
| <b>CAPITAL BLUESTONE</b><br>PH: 02 8072 4707<br>EMAIL: ts@capitalbluestone.com.au   |            |



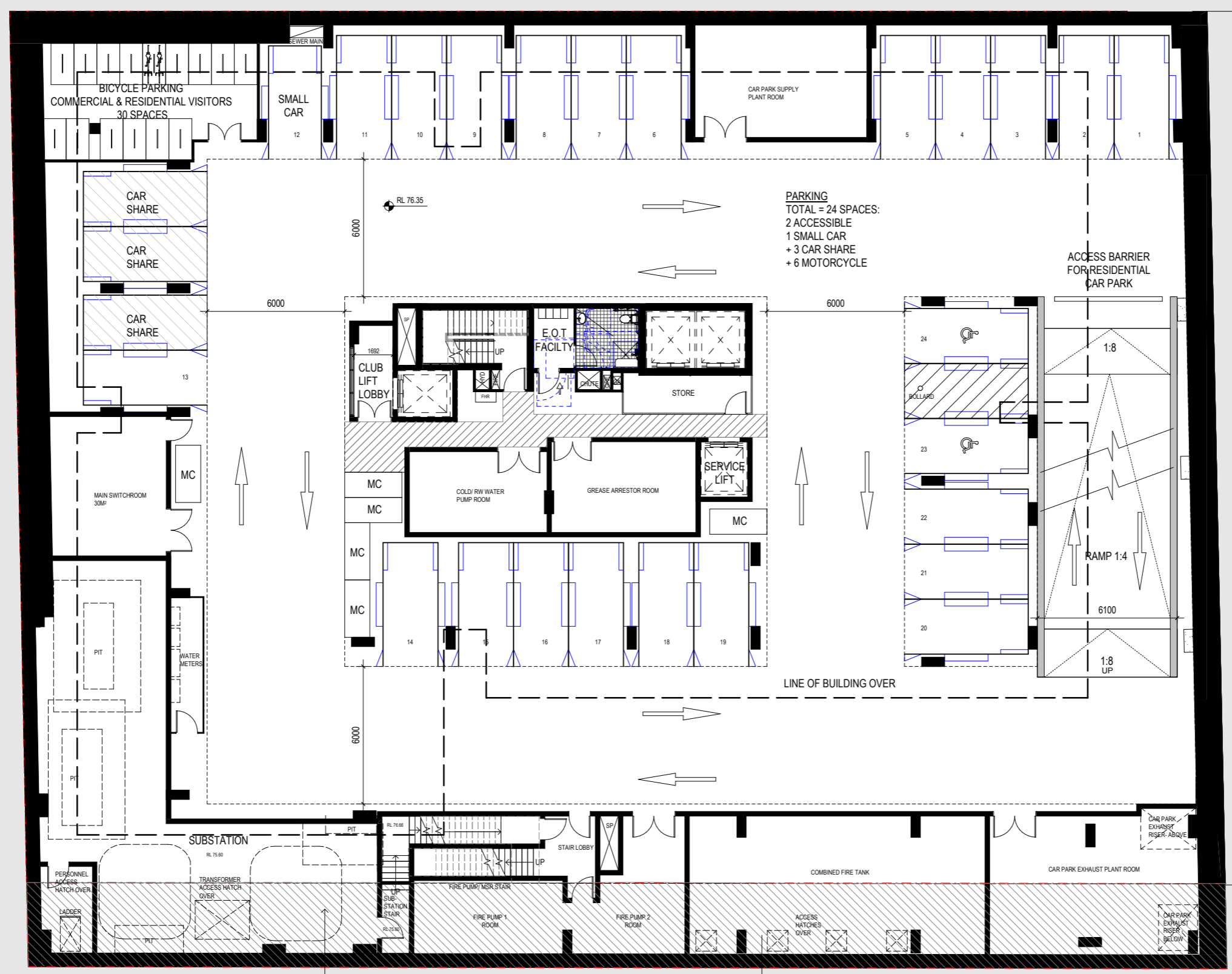
Group GSA Pty Ltd ABN 76 002 113 779  
 Level 7, 80 William St East Sydney NSW  
 Australia 2011  
 www.groupgsa.com  
 T +612 9361 4144 F +612 9332 3458  
 architecture interior design urban design landscape  
 nom architect M. Sheldon 3990  
 Project Title

**BONDI JUNCTION RSL**

Drawing Title		
<b>BASEMENT 1 DEMOLITION PLAN</b>		
Scale	1 : 100	
Drawing Created (date)	09/29/17	
Drawing Created (by)	APISW	
Plotted and checked by	APISW/PI	
Verified	AE/PI	
Approved	LMC/AE	
Project No	Drawing No	Issue

**160295 DA 1000 A**

This drawing is the copyright of Group GSA Pty Ltd and may not be altered, reproduced or transmitted in any form or by any means in part or in whole without the written permission of Group GSA Pty Ltd. All levels and dimensions are to be checked and verified on site prior to the commencement of any work, making of shop drawings or fabrication of components.  
 Do not scale drawings. Use figured Dimensions.



**PARKING**  
TOTAL = 24 SPACES:  
2 ACCESSIBLE  
1 SMALL CAR  
+ 3 CAR SHARE  
+ 6 MOTORCYCLE



**DA SUBMISSION**

- Consultant Structural  
**VAN DER MEER**  
PH: 02 9436 0433  
EMAIL: richard.matheson@vandermeer.com.au
- Consultant Services  
**INSYNC SERVICES**  
PH: 02 9262 34000  
EMAIL: bretti@insyncservices.com.au
- Consultant Traffic  
**ASON GROUP**  
PH: 02 9083 8601  
EMAIL: andrew.johnson@asongroup.com.au
- Consultant Planning  
**URBIS**  
PH: 02 8233 9900  
EMAIL: swikes@urbis.com.au
- Client  
**CAPITAL BLUESTONE**  
PH: 02 8072 4707  
EMAIL: tgo@capitalbluestone.com.au



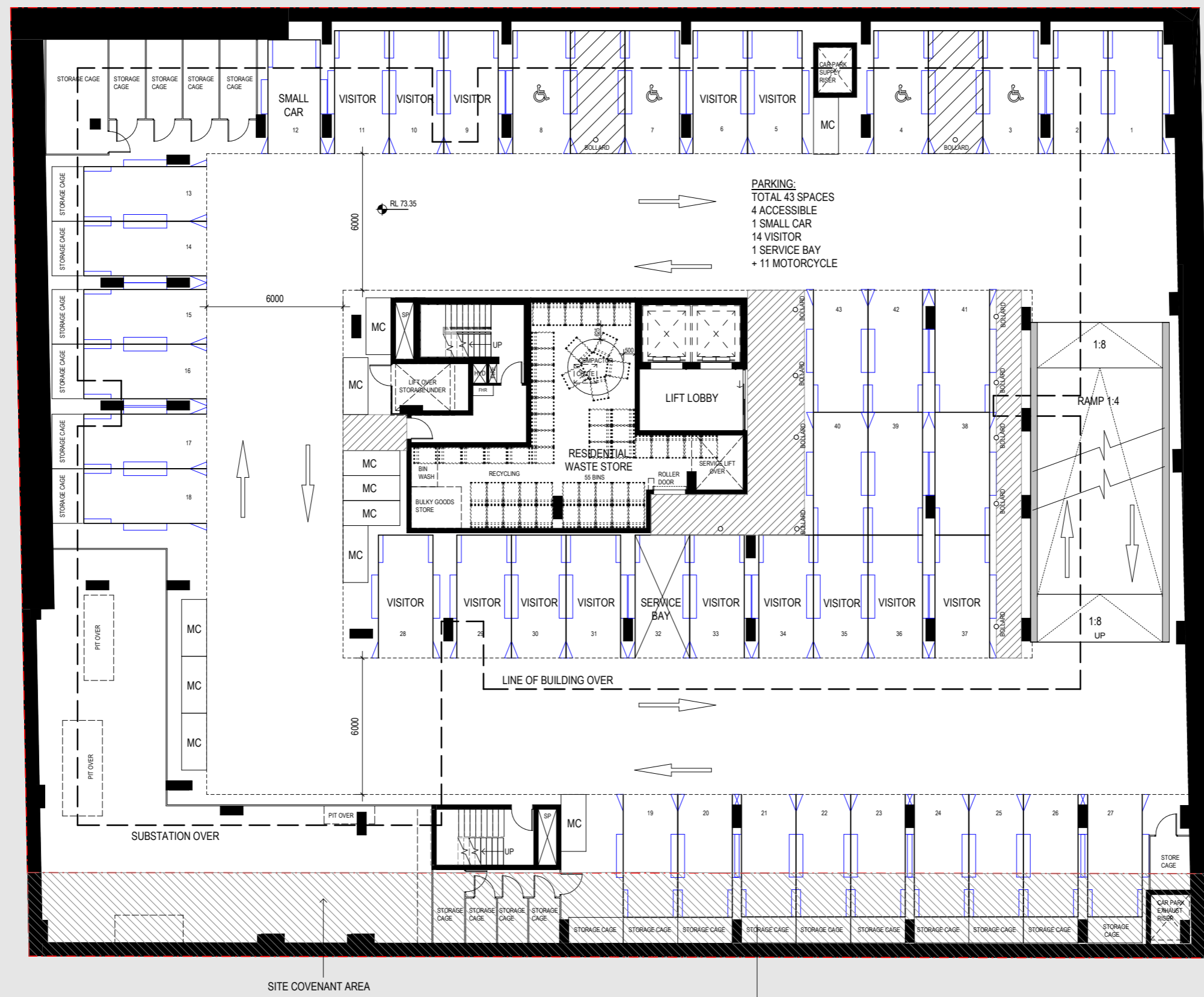
Group GSA Pty Ltd ABN 76 002 113 779  
Level 7, 80 William St East Sydney NSW  
Australia 2011  
www.groupgsa.com  
T +612 9361 4144 F +612 9332 3458  
architecture interior design urban design landscape  
nom architect M. Sheldon 3990  
Project Title

**BONDI JUNCTION RSL**

Drawing Title	
<b>BASEMENT 1 PLAN</b>	
Scale	1 : 100
Drawing Created (date)	08/15/17
Drawing Created (by)	AP/ISW
Plotted and checked by	AP/ISW/PI
Verified	AE/PI
Approved	LMC/AE
Project No	Drawing No
Issue	

**160295 DA 2003 A**

This drawing is the copyright of Group GSA Pty Ltd and may not be altered, reproduced or transmitted in any form or by any means in part or in whole without the written permission of Group GSA Pty Ltd. All levels and dimensions are to be checked and verified on site prior to the commencement of any work, making of shop drawings or fabrication of components.  
Do not scale drawings. Use figured Dimensions.



2  
DA 3100

1  
DA 3100

1  
DA 3003



North Point

**DA SUBMISSION**

- Consultant Structural  
**VAN DER MEER**  
PH: 02 9436 0433  
EMAIL: richard.matheson@vandemeer.com.au
- Consultant Services  
**INSYNC SERVICES**  
PH: 02 9262 34000  
EMAIL: brett@insyncservices.com.au
- Consultant Traffic  
**ASON GROUP**  
PH: 02 9383 8601  
EMAIL: andrew.johnson@asongroup.com.au
- Consultant Planning  
**URBIS**  
PH: 02 8233 9900  
EMAIL: swilkes@urbis.com.au
- Client  
**CAPITAL BLUESTONE**  
PH: 02 8072 4707  
EMAIL: tsun@capitalbluestone.com.au



Group GSA Pty Ltd ABN 76 002 113 779  
Level 7, 80 William St East Sydney NSW  
Australia 2011  
www.groupgsa.com  
T +612 9361 4144 F +612 9332 3458

architecture interior design urban design landscape  
nom architect M. Sheldon 3990  
Project Title

**BONDI JUNCTION RSL**

Drawing Title

**BASEMENT 2 PLAN**

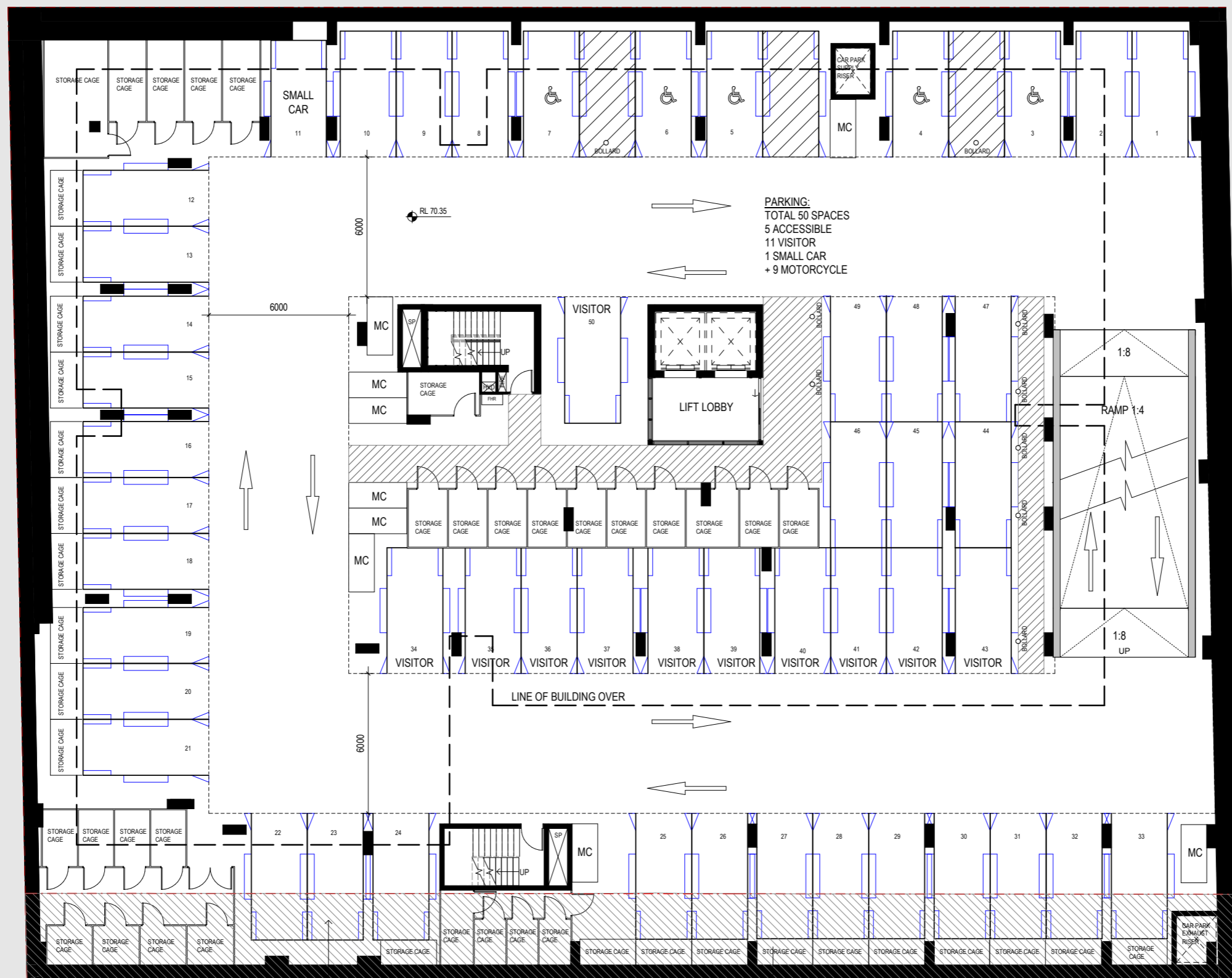
Scale	1:100	
Drawing Created (date)	08/15/17	
Drawing Created (by)	AP/ISW	
Plotted and checked by	AP/ISW/PI	
Verified	AE/PI	
Approved	LMC/AE	
Project No	Drawing No	Issue

**160295 DA 2002 A**

This drawing is the copyright of Group GSA Pty Ltd and may not be altered, reproduced or transmitted in any form or by any means in part or in whole without the written permission of Group GSA Pty Ltd. All levels and dimensions are to be checked and verified on site prior to the commencement of any work, making of shop drawings or fabrication of components.  
Do not scale drawings. Use figured Dimensions.

23/11/2017 11:38:39 AM

2  
DA 3100



PARKING:  
TOTAL 50 SPACES  
5 ACCESSIBLE  
11 VISITOR  
1 SMALL CAR  
+ 9 MOTORCYCLE



North Point  
1  
DA 3100

**DA SUBMISSION**

- |   |            |
|---|------------|
| Consultant                                | Structural |
| VAN DER MEER                              |            |
| PH: 02 9436 0433                          |            |
| EMAIL: richard.matheson@vandermeer.com.au |            |
| Consultant                                | Services   |
| INSYNC SERVICES                           |            |
| PH: 02 9262 34000                         |            |
| EMAIL: brent@insyncservices.com.au        |            |
| Consultant                                | Traffic    |
| ASON GROUP                                |            |
| PH: 02 9083 8601                          |            |
| EMAIL: andrew.johnson@asongroup.com.au    |            |
| Consultant                                | Planning   |
| URBIS                                     |            |
| PH: 02 8233 9900                          |            |
| EMAIL: swikes@urbis.com.au                |            |
| Client                                    |            |
| CAPITAL BLUESTONE                         |            |
| PH: 02 8072 4707                          |            |
| EMAIL: tjd@capitalbluestone.com.au        |            |



Group GSA Pty Ltd ABN 76 002 113 779  
Level 7, 80 William St East Sydney NSW  
Australia 2011  
www.groupgsa.com  
T +612 9361 4144 F +612 9332 3458  
architecture interior design urban design landscape  
norm architect M. Sheldon 3990  
Project Title

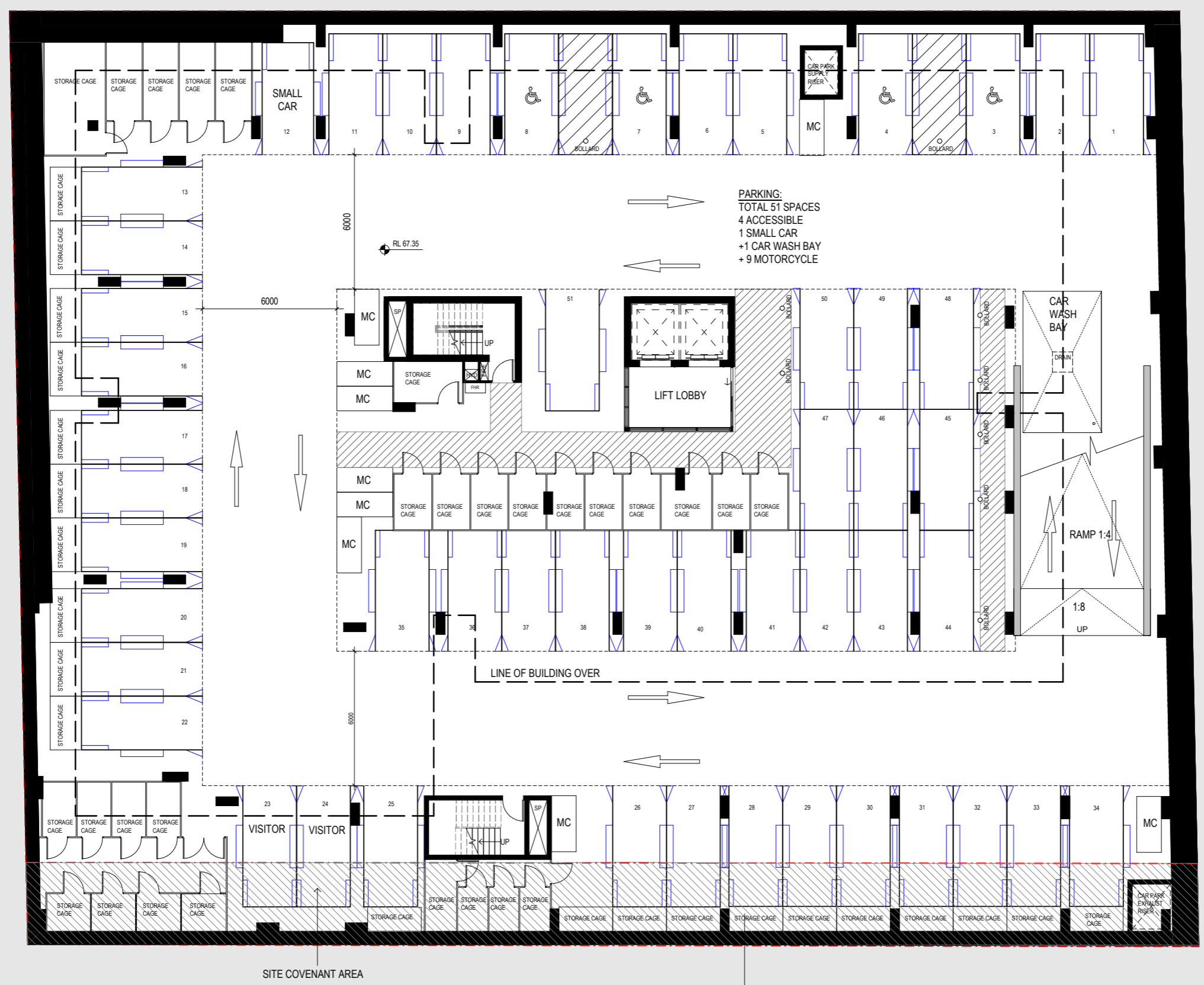
**BONDI JUNCTION RSL**

Drawing Title  
**BASEMENT 3 PLAN**

Scale	1:100	
Drawing Created (date)	08/15/17	
Drawing Created (by)	APISW	
Plotted and checked by	APISW/PI	
Verified	AE/PI	
Approved	LMCIAE	
Project No	Drawing No	Issue

**160295 DA 2001 A**

This drawing is the copyright of Group GSA Pty Ltd and may not be altered, reproduced or transmitted in any form or by any means in part or in whole without the written permission of Group GSA Pty Ltd. All levels and dimensions are to be checked and verified on site prior to the commencement of any work, making of shop drawings or fabrication of components.  
Do not scale drawings. Use figured Dimensions.



North Point  
1  
DA 3100

**DA SUBMISSION**

- |   |            |
|---|------------|
| Consultant                                | Structural |
| VAN DER MEER                              |            |
| PH: 02 9436 0433                          |            |
| EMAIL: richard.matheson@vandermeer.com.au |            |
| Consultant                                | Services   |
| INSYNC SERVICES                           |            |
| PH: 02 9262 34000                         |            |
| EMAIL: bretti@insyncservices.com.au       |            |
| Consultant                                | Traffic    |
| ASON GROUP                                |            |
| PH: 02 9083 8601                          |            |
| EMAIL: andrew.johnson@asongroup.com.au    |            |
| Consultant                                | Planning   |
| URBIS                                     |            |
| PH: 02 8233 9900                          |            |
| EMAIL: swikes@urbis.com.au                |            |
| Client                                    |            |
| CAPITAL BLUESTONE                         |            |
| PH: 02 8072 4707                          |            |
| EMAIL: txdun@capitalbluestone.com.au      |            |



Group GSA Pty Ltd ABN 76 002 113 779  
Level 7, 80 William St East Sydney NSW  
Australia 2011  
www.groupgsa.com  
T +612 9361 4144 F +612 9332 3458  
architecture interior design urban design landscape  
norm architect M. Sheldon 3990  
Project Title

**BONDI JUNCTION RSL**

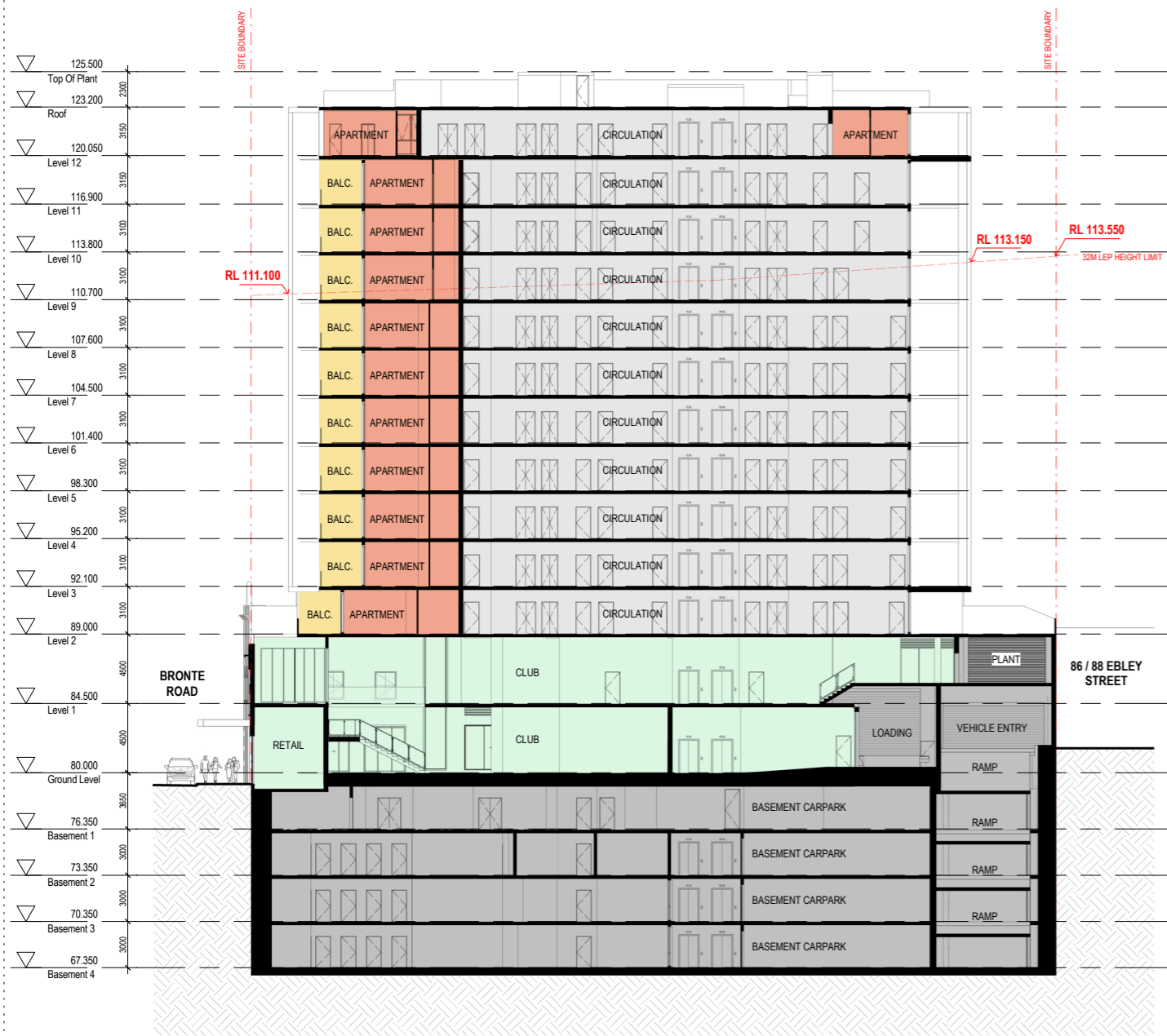
Drawing Title  
**BASEMENT 4 PLAN**

Scale	1 : 100	
Drawing Created (date)	08/16/17	
Drawing Created (by)	AP/ISW	
Plotted and checked by	AP/ISW/PI	
Verified	AE/PI	
Approved	LMC/AE	
Project No	Drawing No	Issue

**160295 DA 2000 A**

This drawing is the copyright of Group GSA Pty Ltd and may not be altered, reproduced or transmitted in any form or by any means in part or in whole without the written permission of Group GSA Pty Ltd. All levels and dimensions are to be checked and verified on site prior to the commencement of any work, making of shop drawings or fabrication of components.  
Do not scale drawings. Use figured Dimensions.

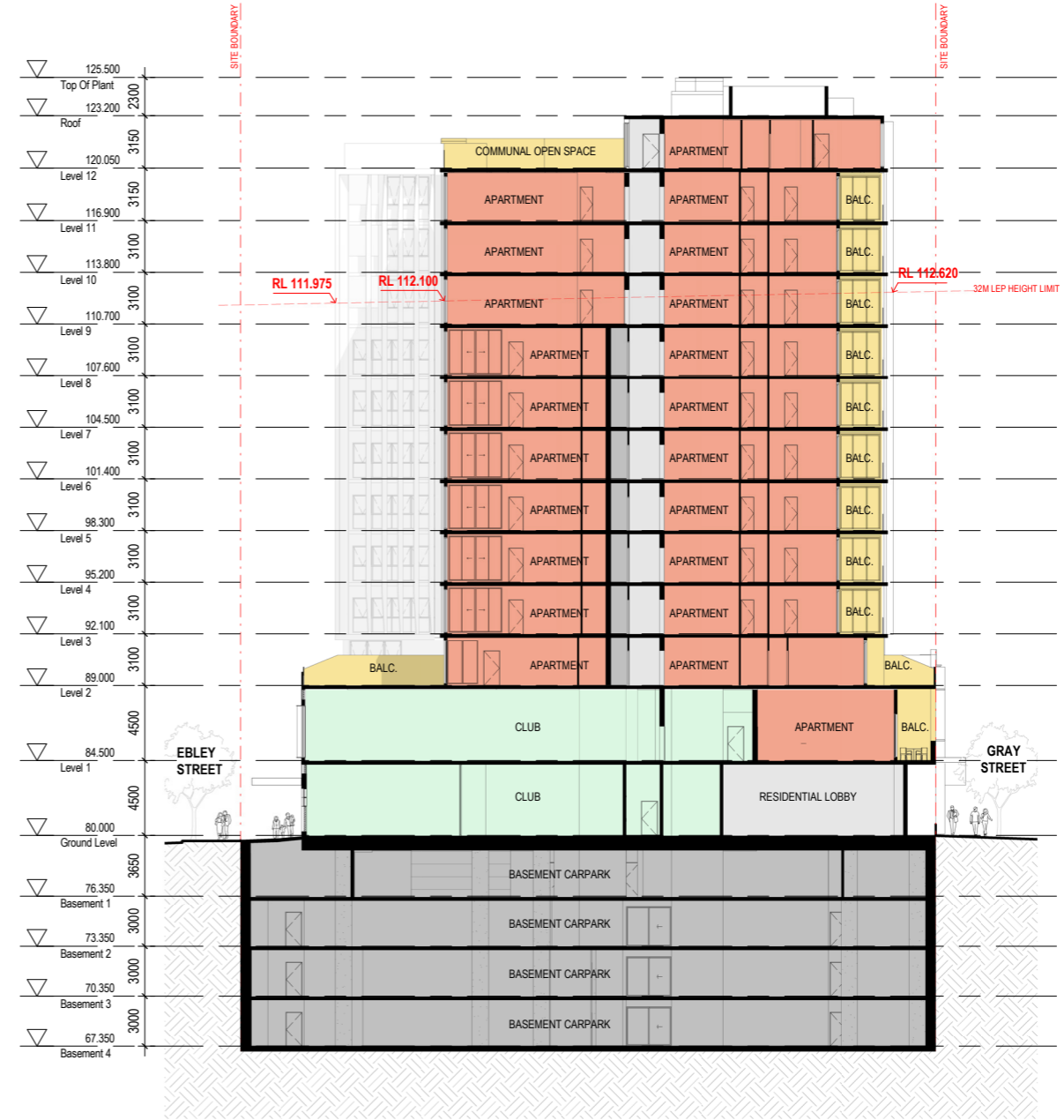




**1** BUILDING SECTION 1  
1:200

**LEGEND**

<span style="background-color: #ffffcc; border: 1px solid black; display: inline-block; width: 15px; height: 10px;"></span>	BALCONY / OPEN SPACE
<span style="background-color: #ffcc99; border: 1px solid black; display: inline-block; width: 15px; height: 10px;"></span>	APARTMENT
<span style="background-color: #ccffcc; border: 1px solid black; display: inline-block; width: 15px; height: 10px;"></span>	CLUB
<span style="background-color: #cccccc; border: 1px solid black; display: inline-block; width: 15px; height: 10px;"></span>	CIRCULATION
<span style="background-color: #999999; border: 1px solid black; display: inline-block; width: 15px; height: 10px;"></span>	CARPARK / LOADING / SERVICES



**2** BUILDING SECTION 2  
1:200

**DA SUBMISSION**

Consultant	Structural
<b>VAN DER MEER</b> PH: 02 9436 0433 EMAIL: richard.matheson@vandemeer.com.au	
Consultant	Services
<b>INSYNC SERVICES</b> PH: 02 9262 34000 EMAIL: brent@insyncservices.com.au	
Consultant	Traffic
<b>ASON GROUP</b> PH: 02 9363 6601 EMAIL: andrew.johnson@asongroup.com.au	
Consultant	Planning
<b>URBIS</b> PH: 02 8233 9900 EMAIL: swikes@urbis.com.au	
Client	
<b>CAPITAL BLUESTONE</b> PH: 02 8072 4707 EMAIL: tdon@capitalbluestone.com.au	



Group GSA Pty Ltd ABN 76 002 113 779  
Level 7, 80 William St East Sydney NSW  
Australia 2011  
www.groupgsa.com  
T +612 9361 4144 F +612 9332 3458  
architecture interior design urban design landscape  
nom architect M. Sheldon 3990  
Project Title

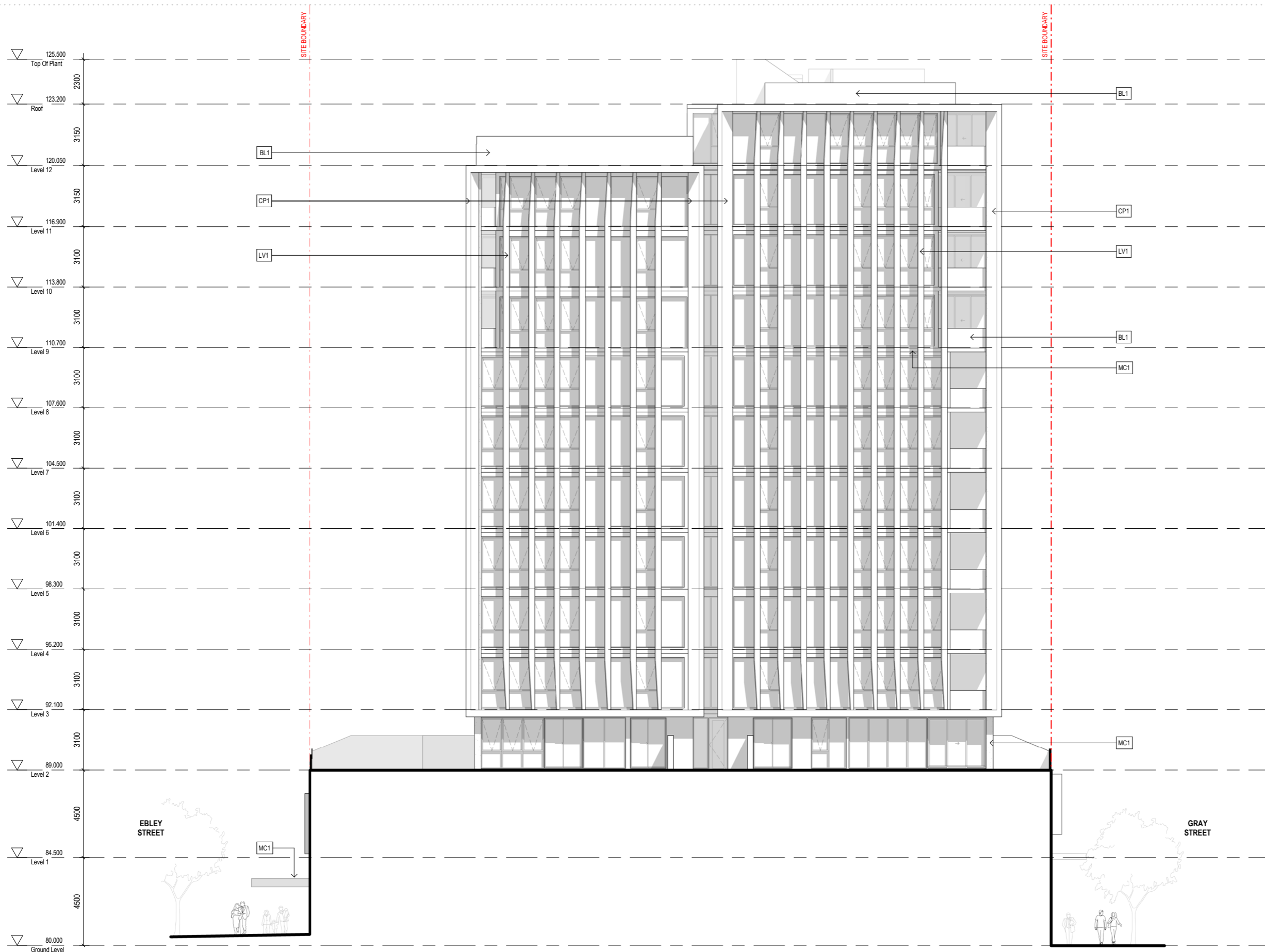
**BONDI JUNCTION RSL**

Drawing Title		
<b>BUILDING SECTIONS</b>		
Scale	As indicated	
Drawing Created (date)	08/16/17	
Drawing Created (by)	APISW	
Plotted and checked by	APISW/PI	
Verified	AE/PI	
Approved	LMCIAE	
Project No	Drawing No	Issue

**160295 DA 3100 A**

This drawing is the copyright of Group GSA Pty Ltd and may not be altered, reproduced or transmitted in any form or by any means in part or in whole without the written permission of Group GSA Pty Ltd. All levels and dimensions are to be checked and verified on site prior to the commencement of any work, making of shop drawings or fabrication of components.  
Do not scale drawings. Use figured Dimensions.

16/11/2017 3:51:30 PM



**EXTERNAL FINISHES LEGEND**

MATERIAL	FINISH	
BR1	GLAZED BRICK	BLACK
BR2	MATTE BRICK	BLACK
BL1	GLAZED BALUSTRADE	-
CP1	PRE FINISHED METAL CLADDING	SILVER
CP2	TIMBER EFFECT CLADDING PANEL	TIMBER
LV1	PERFORATED METAL LOUVRE	BRONZE
MC1	METAL CLADDING	CHARCOAL
MC2	METAL CLADDING	BRONZE
PC1	PRECAST CONCRETE TEXTURED	GREY
RF1	RENDER FINISH	LIGHT GREY
RF2	RENDER FINISH	OFF WHITE
RF3	RENDER FINISH	CHARCOAL

**DA SUBMISSION**

Consultant	Structural
<b>VAN DER MEER</b> PH: 02 9436 0433 EMAIL: richard.matheson@vandemeer.com.au	
Consultant	Services
<b>INSYNC SERVICES</b> PH: 02 9262 34000 EMAIL: brett@insyncservices.com.au	
Consultant	Traffic
<b>ASON GROUP</b> PH: 02 9083 6601 EMAIL: andrew.johnson@asongroup.com.au	
Consultant	Planning
<b>URBIS</b> PH: 02 8233 9900 EMAIL: swikes@urbis.com.au	
Client	
<b>CAPITAL BLUESTONE</b> PH: 02 8072 4707 EMAIL: tsun@capitalbluestone.com.au	

**GROUP GSA**

Group GSA Pty Ltd ABN 76 002 113 779  
 Level 7, 80 William St East Sydney NSW  
 Australia 2011  
 www.groupgsa.com  
 T +612 9361 4144 F +612 9332 3458  
 architecture interior design urban design landscape  
 nom architect M. Sheldon 3990  
 Project Title

**BONDI JUNCTION RSL**


Drawing Title

**ELEVATION EAST**

Scale	As indicated	
Drawing Created (date)	08/16/17	
Drawing Created (by)	AP/ISW	
Plotted and checked by	AP/ISW/PI	
Verified	AE/PI	
Approved	LMC/AE	
Project No	Drawing No	Issue

**160295 DA 3003 A**

This drawing is the copyright of Group GSA Pty Ltd and may not be altered, reproduced or transmitted in any form or by any means in part or in whole without the written permission of Group GSA Pty Ltd. All levels and dimensions are to be checked and verified on site prior to the commencement of any work, making of shop drawings or fabrication of components.  
 Do not scale drawings. Use figured Dimensions.



**EXTERNAL FINISHES LEGEND**

MATERIAL	FINISH	
BR1	GLAZED BRICK	BLACK
BR2	MATTE BRICK	BLACK
BL1	GLAZED BALUSTRADE	-
CP1	PRE FINISHED METAL CLADDING	SILVER
CP2	TIMBER EFFECT CLADDING PANEL	TIMBER
LV1	PERFORATED METAL LOUVRE	BRONZE
MC1	METAL CLADDING	CHARCOAL
MC2	METAL CLADDING	BRONZE
PC1	PRECAST CONCRETE TEXTURED	GREY
RF1	RENDER FINISH	LIGHT GREY
RF2	RENDER FINISH	OFF WHITE
RF3	RENDER FINISH	CHARCOAL

**DA SUBMISSION**

- Consultant Structural  
**VAN DER MEER**  
 PH: 02 9436 0433  
 EMAIL: richard.matheson@vandermeer.com.au
- Consultant Services  
**INSYNC SERVICES**  
 PH: 02 9262 34000  
 EMAIL: bretti@insyncservices.com.au
- Consultant Traffic  
**ASON GROUP**  
 PH: 02 9083 6601  
 EMAIL: andrew.johnson@asongroup.com.au
- Consultant Planning  
**URBIS**  
 PH: 02 8233 9900  
 EMAIL: swikes@urbis.com.au
- Client  
**CAPITAL BLUESTONE**  
 PH: 02 8072 4707  
 EMAIL: tjohn@capitalbluestone.com.au



Group GSA Pty Ltd ABN 76 002 113 779  
 Level 7, 80 William St East Sydney NSW  
 Australia 2011  
 www.groupgsa.com  
 T +612 9361 4144 F +612 9332 3458  
 architecture interior design urban design landscape  
 nom architect M. Sheldon 3990  
 Project Title


**BONDI JUNCTION RSL**

**ELEVATION NORTH - GRAY STREET**

Scale As indicated  
 Drawing Created (date) 13/10/17  
 Drawing Created (by) AP/ISW  
 Plotted and checked by AP/ISW/PI  
 Verified AE/PI  
 Approved LMC/AE  
 Project No Drawing No Issue

**160295 DA 3000 A**

This drawing is the copyright of Group GSA Pty Ltd and may not be altered, reproduced or transmitted in any form or by any means in part or in whole without the written permission of Group GSA Pty Ltd. All levels and dimensions are to be checked and verified on site prior to the commencement of any work, making of shop drawings or fabrication of components.  
 Do not scale drawings. Use figured Dimensions.



**EXTERNAL FINISHES LEGEND**

MATERIAL	FINISH
BR1	GLAZED BRICK BLACK
BR2	MATTE BRICK BLACK
BL1	GLAZED BALUSTRADE
CP1	PRE FINISHED METAL CLADDING SILVER
CP2	TIMBER EFFECT CLADDING PANEL TIMBER
LV1	PERFORATED METAL LOUVRE BRONZE
MC1	METAL CLADDING CHARCOAL
MC2	METAL CLADDING BRONZE
PC1	PRECAST CONCRETE TEXTURED GREY
RF1	RENDER FINISH LIGHT GREY
RF2	RENDER FINISH OFF WHITE
RF3	RENDER FINISH CHARCOAL

**DA SUBMISSION**

Consultant Structural  
**VAN DER MEER**  
 PH: 02 9436 0433  
 EMAIL: richard.matheson@vandermeer.com.au

Consultant Services  
**INSYNC SERVICES**  
 PH: 02 9262 34000  
 EMAIL: bretti@insyncservices.com.au

Consultant Traffic  
**ASON GROUP**  
 PH: 02 9083 6601  
 EMAIL: andrew.johnson@asongroup.com.au

Consultant Planning  
**URBIS**  
 PH: 02 8233 9900  
 EMAIL: swikes@urbis.com.au

Client  
**CAPITAL BLUESTONE**  
 PH: 02 8072 4707  
 EMAIL: troy.n@capitalbluestone.com.au

**GROUP GSA**

Group GSA Pty Ltd ABN 76 002 113 779  
 Level 7, 80 William St East Sydney NSW  
 Australia 2011  
 www.groupgsa.com  
 T +612 9361 4144 F +612 9332 3458  
 architecture interior design urban design landscape  
 nom architect M. Sheldon 3990  
 Project Title

**BONDI JUNCTION RSL**


Drawing Title  
**ELEVATION SOUTH - EBLEY STREET**

Scale As indicated  
 Drawing Created (date) 13/10/17  
 Drawing Created (by) AP/ISW  
 Plotted and checked by AP/ISW/PI  
 Verified AE/PI  
 Approved LMC/AE

Project No Drawing No Issue  
**160295 DA 3002 A**

This drawing is the copyright of Group GSA Pty Ltd and may not be altered, reproduced or transmitted in any form or by any means in part or in whole without the written permission of Group GSA Pty Ltd. All levels and dimensions are to be checked and verified on site prior to the commencement of any work, making of shop drawings or fabrication of components.  
 Do not scale drawings. Use figured Dimensions.

16/11/2017 3:49:57 PM



**EXTERNAL FINISHES LEGEND**

MATERIAL	FINISH
BR1 GLAZED BRICK	BLACK
BR2 MATTE BRICK	BLACK
BL1 GLAZED BALUSTRADE	-
CP1 PRE FINISHED METAL CLADDING	SILVER
CP2 TIMBER EFFECT CLADDING PANEL	TIMBER
LV1 PERFORATED METAL LOUVRE	BRONZE
MC1 METAL CLADDING	CHARCOAL
MC2 METAL CLADDING	BRONZE
PC1 PRECAST CONCRETE TEXTURED	GREY
RF1 RENDER FINISH	LIGHT GREY
RF2 RENDER FINISH	OFF WHITE
RF3 RENDER FINISH	CHARCOAL

**DA SUBMISSION**

Consultant Structural  
**VAN DER MEER**  
 PH: 02 9436 0433  
 EMAIL: richard.matheson@vandemeer.com.au

Consultant Services  
**INSYNC SERVICES**  
 PH: 02 9262 34000  
 EMAIL: bretti@insyncservices.com.au

Consultant Traffic  
**ASON GROUP**  
 PH: 02 9063 6601  
 EMAIL: andrew.johnson@asongroup.com.au

Consultant Planning  
**URBIS**  
 PH: 02 8233 9900  
 EMAIL: swikes@urbis.com.au

Client  
**CAPITAL BLUESTONE**  
 PH: 02 8072 4707  
 EMAIL: tsun@capitalbluestone.com.au

**GROUP GSA**

Group GSA Pty Ltd ABN 76 002 113 779  
 Level 7, 80 William St East Sydney NSW  
 Australia 2011  
 www.groupgsa.com

T +612 9361 4144 F +612 9332 3458

architecture interior design urban design landscape  
 nom architect M. Sheldon 3990  
 Project Title

**BONDI JUNCTION RSL**

Drawing Title  
**ELEVATION WEST - BRONTE ROAD**

Scale As indicated

Drawing Created (date) 13/10/17

Drawing Created (by) AP/ISW

Plotted and checked by AP/ISW/PI

Verified AE/PI

Approved LMC/AE

Project No Drawing No Issue  
**160295 DA 3001 A**

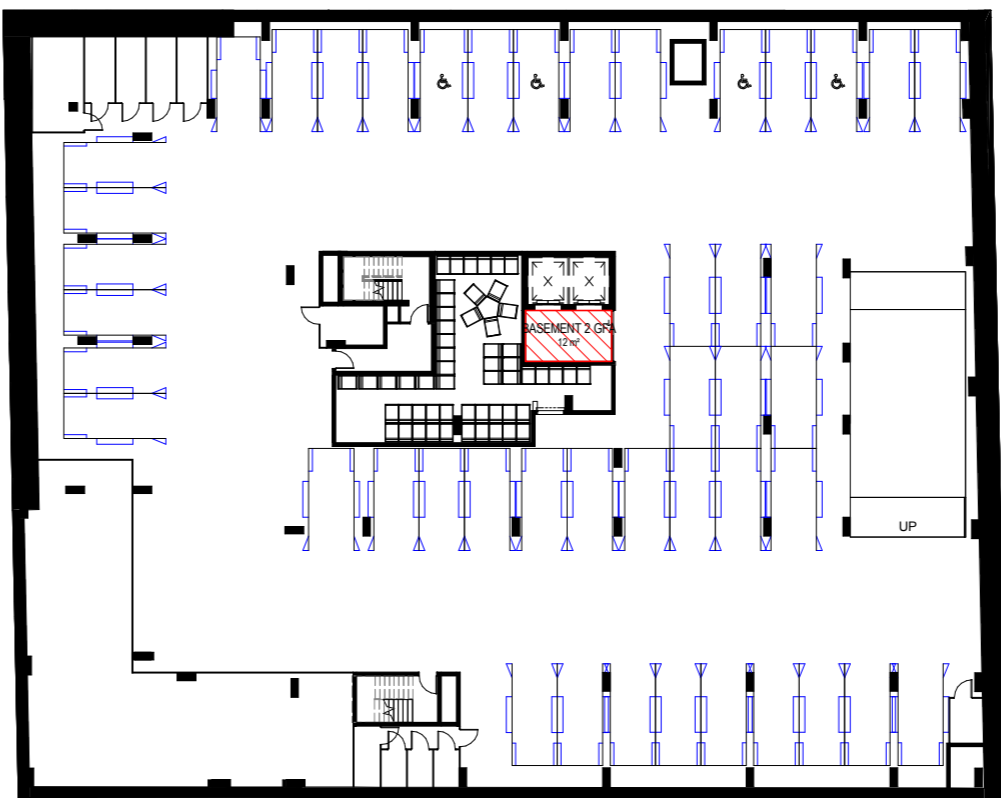
This drawing is the copyright of Group GSA Pty Ltd and may not be altered, reproduced or transmitted in any form or by any means in part or in whole without the written permission of Group GSA Pty Ltd. All levels and dimensions are to be checked and verified on site prior to the commencement of any work, making of shop drawings or fabrication of components.

Do not scale drawings. Use figured Dimensions.

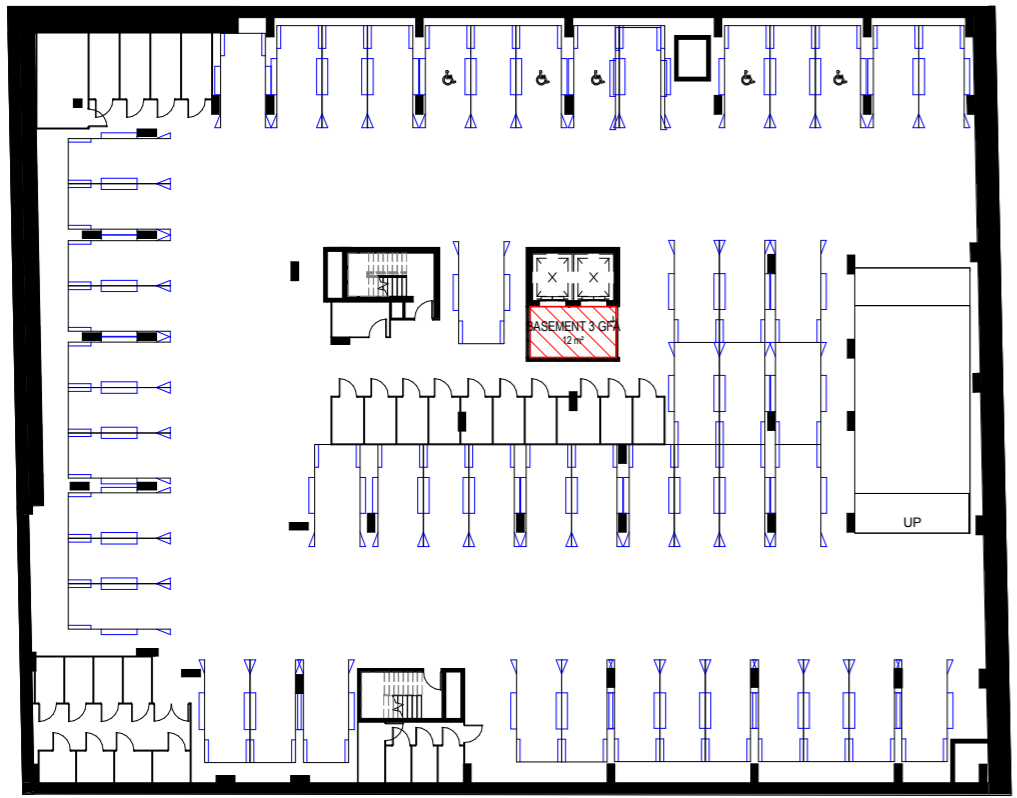
GFA DEFINITION:  
 Gross Floor Area means the sum of the floor area of each floor of a building measured from the internal face of external walls, or from the internal face of walls separating the building from any other building, measured at a height of 1.4 metres above the floor, and includes:  
 (a) the area of a mezzanine, and  
 (b) habitable rooms in a basement or an attic, and  
 (c) any shop, auditorium, cinema, and the like, in a basement or attic, but excludes:  
 (d) any area for common vertical circulation, such as lifts and stairs, and  
 (e) any basement;  
 (f) storage, and  
 (g) vehicular access, loading areas, garbage and services, and  
 (h) plant rooms, lift towers and other areas used exclusively for mechanical services or ducting, and  
 (i) car parking to meet any requirements for the consent authority (includes access to that car parking), and  
 (j) any space used for the loading or unloading of goods (including access to it), and  
 (k) terraces and balconies with outer walls less than 1.4 metres high, and  
 (l) voids above a floor at the level of a storey or storey above." - Sydney Local Environmental Plan 2012.



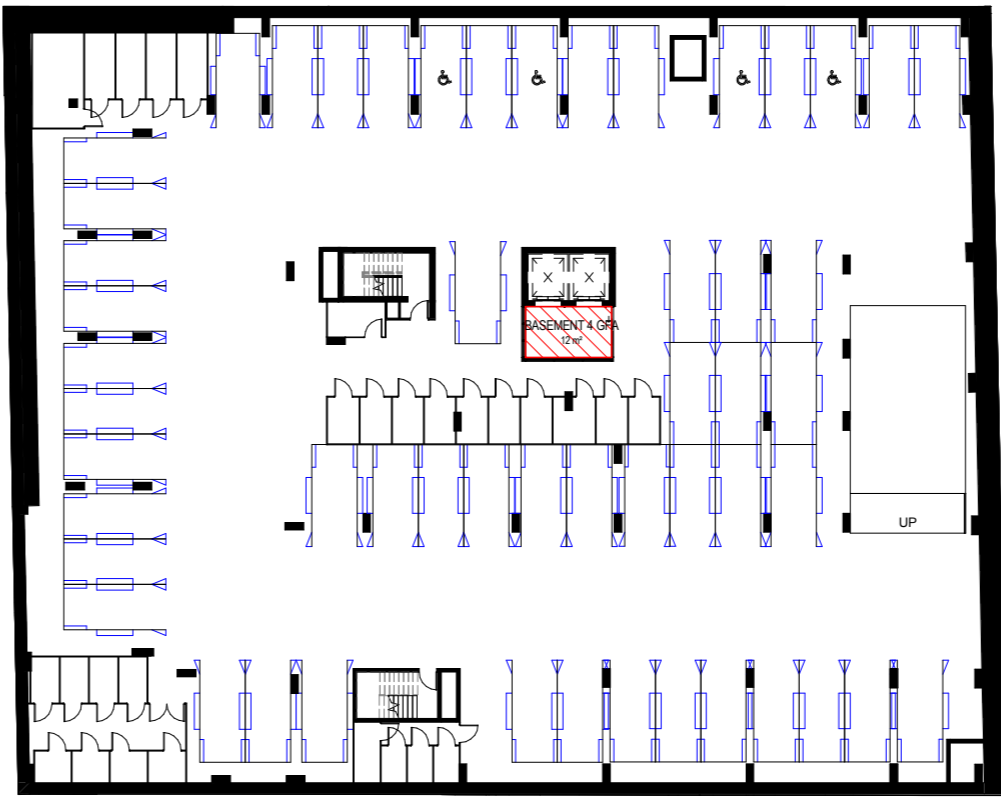
1 Basement 1  
1:200



2 Basement 2  
1:200



3 Basement 3  
1:200



4 Basement 4  
1:200

Area Schedule (GFA)	
Level	Area
Basement 4	12 m <sup>2</sup>
Basement 3	12 m <sup>2</sup>
Basement 2	12 m <sup>2</sup>
Basement 1	21 m <sup>2</sup>
Basement 1	7 m <sup>2</sup>
Ground Level	1183 m <sup>2</sup>
Level 1	1303 m <sup>2</sup>
Level 2	1023 m <sup>2</sup>
Level 3	971 m <sup>2</sup>
Level 4	971 m <sup>2</sup>
Level 5	971 m <sup>2</sup>
Level 6	971 m <sup>2</sup>
Level 7	971 m <sup>2</sup>
Level 8	971 m <sup>2</sup>
Level 9	976 m <sup>2</sup>
Level 10	976 m <sup>2</sup>
Level 11	976 m <sup>2</sup>
Level 12	499 m <sup>2</sup>
Grand total: 18	12828 m <sup>2</sup>

SITE AREA: 2180m<sup>2</sup>  
 MAX GFA: 13080m<sup>2</sup> FSR 6:1  
 ACHIEVED GFA: 12828m<sup>2</sup> FSR 5.9:1



North Point

**DA SUBMISSION**

- Consultant Structural  
 VAN DER MEER  
 PH: 02 9436 0433  
 EMAIL: richard.matheson@vandemeer.com.au
- Consultant Services  
 INSYNC SERVICES  
 PH: 02 9262 34000  
 EMAIL: kevitt@insyncservices.com.au
- Consultant Traffic  
 ASON GROUP  
 PH: 02 9083 8601  
 EMAIL: andrew.johnson@asongroup.com.au
- Consultant Planning  
 URBIS  
 PH: 02 8233 9900  
 EMAIL: swikes@urbis.com.au
- Client  
 CAPITAL BLUESTONE  
 PH: 02 8072 4707  
 EMAIL: tsjun@capitalbluestone.com.au



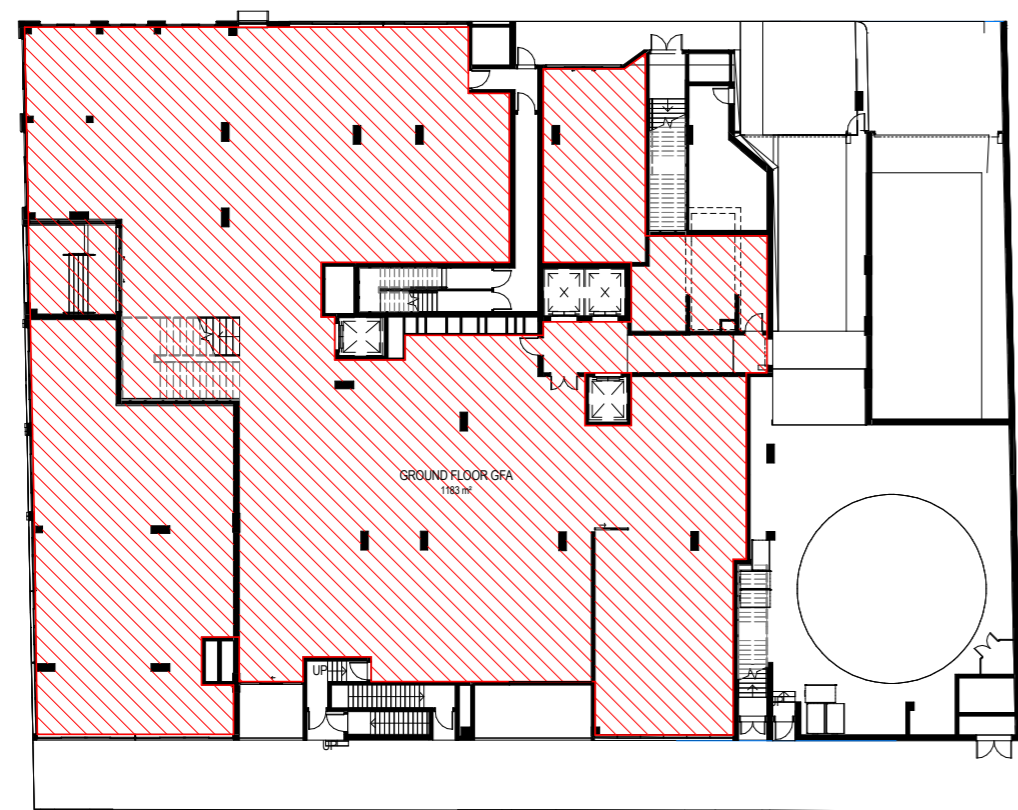
Group GSA Pty Ltd ABN 76 002 113 779  
 Level 7, 80 William St East Sydney NSW  
 Australia 2011  
 www.groupgsa.com  
 T +612 9361 4144 F +612 9332 3458  
 architecture interior design urban design landscape  
 nom architect M. Sheldon 3990  
 Project Title

**BONDI JUNCTION RSL**

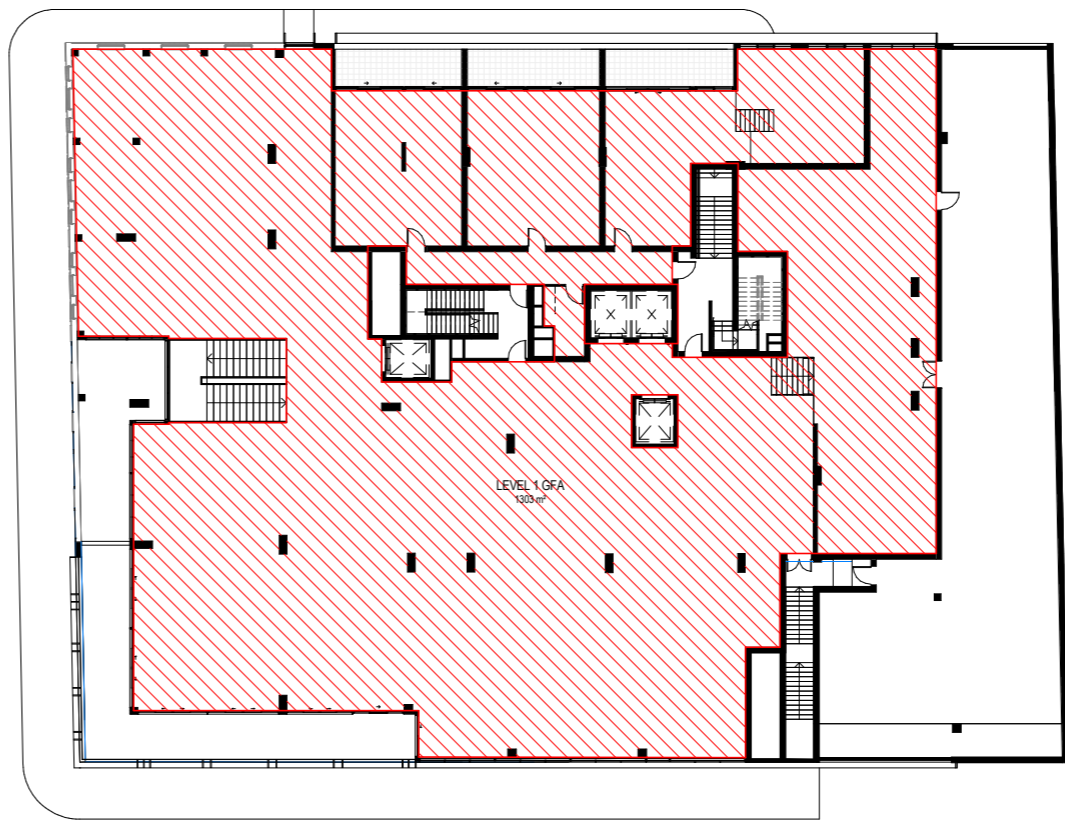
Drawing Title		
GFA DIAGRAMS		
Scale	1:200	
Drawing Created (date)	08/10/17	
Drawing Created (by)	APISW	
Plotted and checked by	APISW/PI	
Verified	AE/PI	
Approved	LMC/AE	
Project No	Drawing No	Issue
160295	DA 3200	A

This drawing is the copyright of Group GSA Pty Ltd and may not be altered, reproduced or transmitted in any form or by any means in part or in whole without the written permission of Group GSA Pty Ltd. All levels and dimensions are to be checked and verified on site prior to the commencement of any work, making of shop drawings or fabrication of components.  
 Do not scale drawings. Use figured Dimensions.

**GFA DEFINITION:**  
 Gross Floor Area means the sum of the floor area of each floor of a building measured from the internal face of external walls, or from the internal face of walls separating the building from any other building, measured at a height of 1.4 metres above the floor, and includes:  
 (a) the area of a mezzanine, and  
 (b) habitable rooms in a basement or an attic, and  
 (c) any shop, auditorium, cinema, and the like, in a basement or attic, but excludes:  
 (d) any area for common vertical circulation, such as lifts and stairs, and  
 (e) any basement;  
 (f) storage, and  
 (g) vehicular access, loading areas, garbage and services, and  
 (h) plant rooms, lift towers and other areas used exclusively for mechanical services or ducting, and  
 (i) car parking to meet any requirements for the consent authority (includes access to that car parking), and  
 (j) any space used for the loading or unloading of goods (including access to it), and  
 (k) terraces and balconies with outer walls less than 1.4 metres high, and  
 (l) voids above a floor at the level of a storey or storey above. - Sydney Local Environmental Plan 2012.



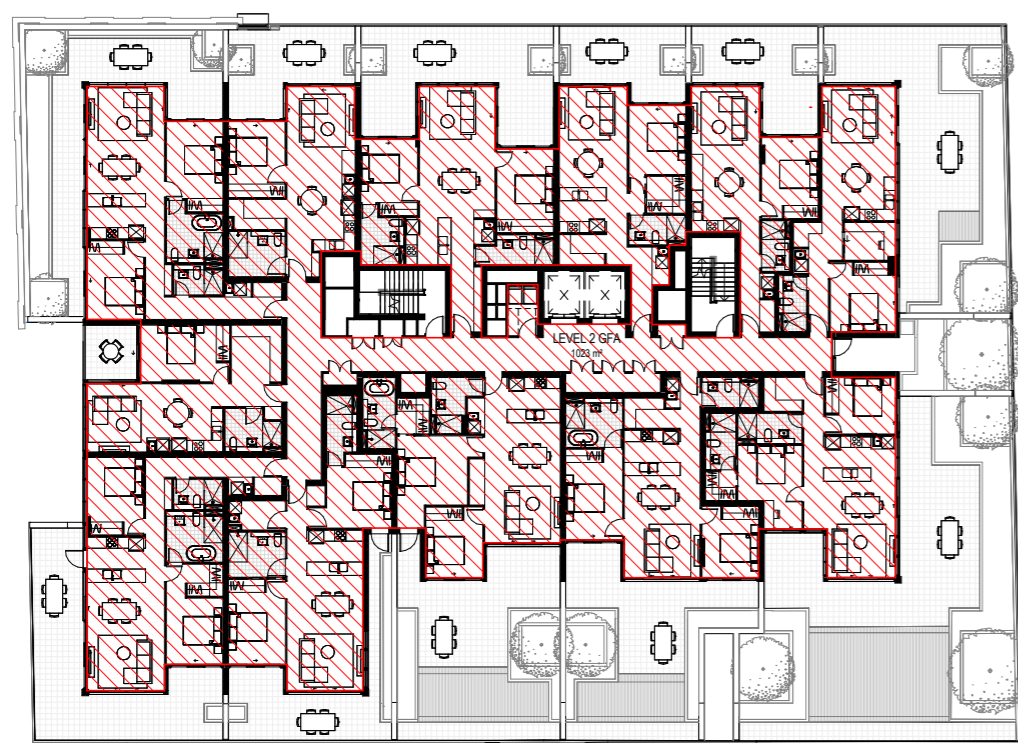
1 Ground Level  
1:200



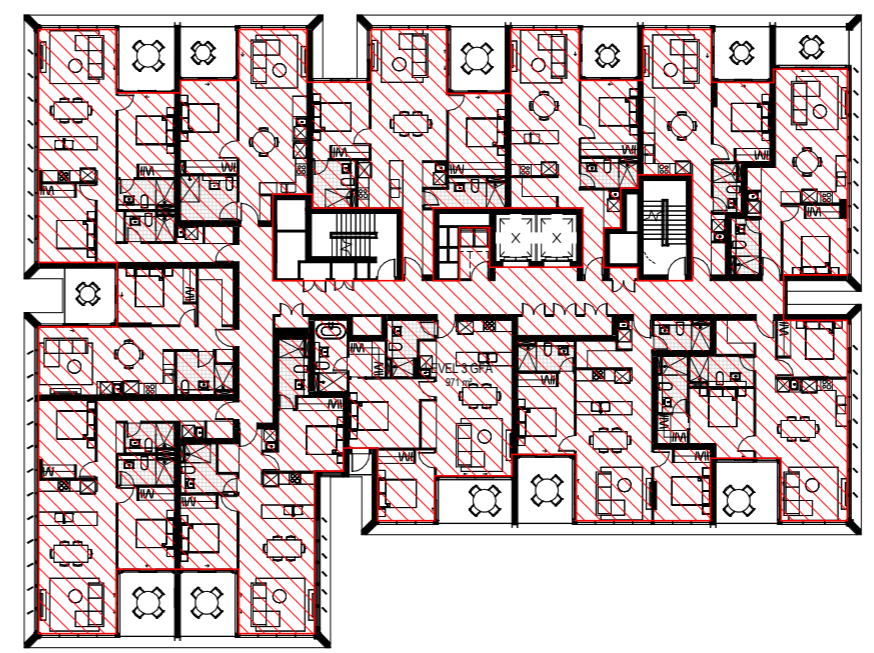
2 Level 1  
1:200

Area Schedule (GFA)	
Level	Area
Basement 4	12 m <sup>2</sup>
Basement 3	12 m <sup>2</sup>
Basement 2	12 m <sup>2</sup>
Basement 1	21 m <sup>2</sup>
Basement 1	7 m <sup>2</sup>
Ground Level	1183 m <sup>2</sup>
Level 1	1303 m <sup>2</sup>
Level 2	1023 m <sup>2</sup>
Level 3	971 m <sup>2</sup>
Level 4	971 m <sup>2</sup>
Level 5	971 m <sup>2</sup>
Level 6	971 m <sup>2</sup>
Level 7	971 m <sup>2</sup>
Level 8	971 m <sup>2</sup>
Level 9	976 m <sup>2</sup>
Level 10	976 m <sup>2</sup>
Level 11	976 m <sup>2</sup>
Level 12	499 m <sup>2</sup>
Grand total:	18 12828 m <sup>2</sup>

SITE AREA: 2180m<sup>2</sup>  
 MAX GFA: 13080m<sup>2</sup> FSR 6:1  
 ACHIEVED GFA: 12828m<sup>2</sup> FSR 5.9:1



3 Level 2  
1:200



4 Level 3  
1:200



North Point

**DA SUBMISSION**

- Consultant Structural  
**VAN DER MEER**  
 PH: 02 9436 0433  
 EMAIL: richard.matheson@vandemeer.com.au
- Consultant Services  
**INSYNC SERVICES**  
 PH: 02 9262 34000  
 EMAIL: vrett@insyncservices.com.au
- Consultant Traffic  
**ASON GROUP**  
 PH: 02 9033 8601  
 EMAIL: andrew.johnson@asongroup.com.au
- Consultant Planning  
**URBIS**  
 PH: 02 8233 9900  
 EMAIL: swikes@urbis.com.au
- Client  
**CAPITAL BLUESTONE**  
 PH: 02 8072 4707  
 EMAIL: tosun@capitalbluestone.com.au



Group GSA Pty Ltd ABN 76 002 113 779  
 Level 7, 80 William St East Sydney NSW  
 Australia 2011  
 www.groupgsa.com  
 T +612 9361 4144 F +612 9332 3458  
 architecture interior design urban design landscape  
 nom architect M. Sheldon 3990  
 Project Title

**BONDI JUNCTION RSL**

Drawing Title		
GFA DIAGRAMS		
Scale	1:200	
Drawing Created (date)	10/11/17	
Drawing Created (by)	AP/ISW	
Plotted and checked by	AP/ISW/PI	
Verified	AE/PI	
Approved	LMC/IAE	
Project No	Drawing No	Issue
160295	DA 3201	A

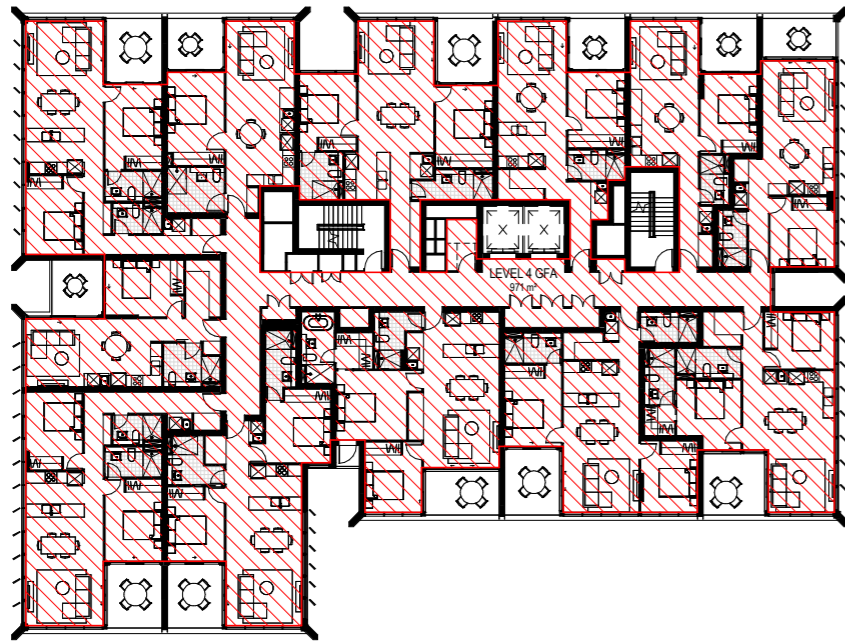
This drawing is the copyright of Group GSA Pty Ltd and may not be altered, reproduced or transmitted in any form or by any means in part or in whole without the written permission of Group GSA Pty Ltd. All levels and dimensions are to be checked and verified on site prior to the commencement of any work, making of shop drawings or fabrication of components.  
 Do not scale drawings. Use figured Dimensions.

GFA DEFINITION:

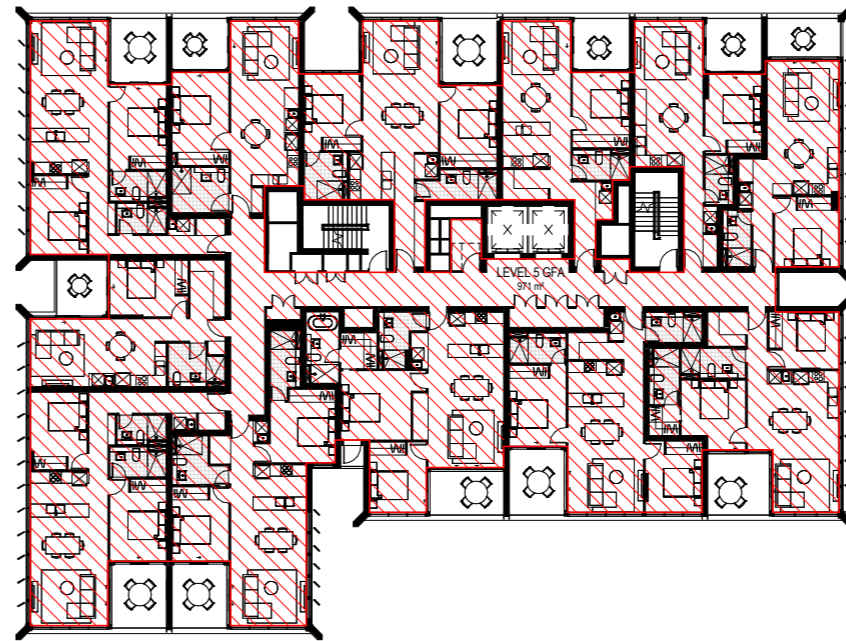
Gross Floor Area means the sum of the floor area of each floor of a building measured from the internal face of external walls, or from the internal face of walls separating the building from any other building, measured at a height of 1.4 metres above the floor, and includes:

- (a) the area of a mezzanine, and
- (b) habitable rooms in a basement or an attic, and
- (c) any shop, auditorium, cinema, and the like, in a basement or attic, but excludes:
- (d) any area for common vertical circulation, such as lifts and stairs, and
- (e) any basement;
- (f) storage, and
- (g) vehicular access, loading areas, garbage and services, and
- (h) plant rooms, lift towers and other areas used exclusively for mechanical services or ducting, and
- (i) car parking to meet any requirements for the consent authority (includes access to that car parking), and
- (j) any space used for the loading or unloading of goods (including access to it), and
- (k) terraces and balconies with outer walls less than 1.4 metres high, and
- (l) voids above a floor at the level of a storey or storey above. - Sydney Local Environmental Plan 2012.

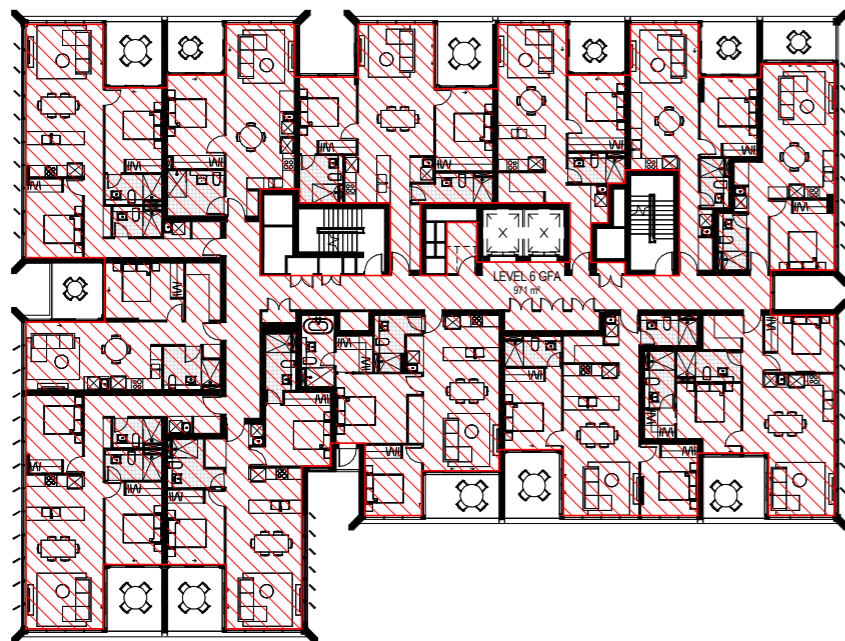
Issue	Description	Date
A	DA SUBMISSION	16.11.17



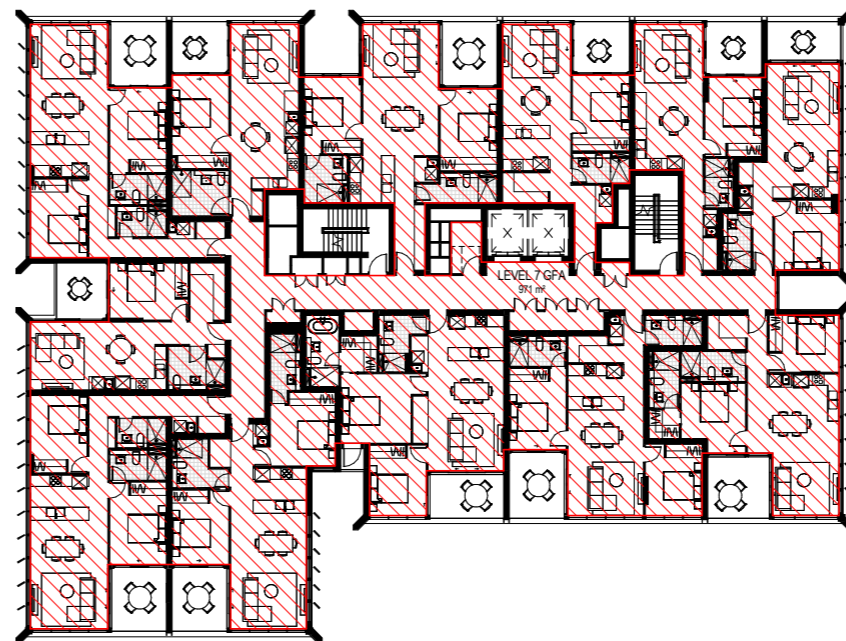
1 Level 4  
1:200



2 Level 5  
1:200



3 Level 6  
1:200



4 Level 7  
1:200

Area Schedule (GFA)	
Level	Area
Basement 4	12 m <sup>2</sup>
Basement 3	12 m <sup>2</sup>
Basement 2	12 m <sup>2</sup>
Basement 1	21 m <sup>2</sup>
Basement 1	7 m <sup>2</sup>
Ground Level	1183 m <sup>2</sup>
Level 1	1303 m <sup>2</sup>
Level 2	1023 m <sup>2</sup>
Level 3	971 m <sup>2</sup>
Level 4	971 m <sup>2</sup>
Level 5	971 m <sup>2</sup>
Level 6	971 m <sup>2</sup>
Level 7	971 m <sup>2</sup>
Level 8	971 m <sup>2</sup>
Level 9	976 m <sup>2</sup>
Level 10	976 m <sup>2</sup>
Level 11	976 m <sup>2</sup>
Level 12	499 m <sup>2</sup>
Grand total: 18	12828 m <sup>2</sup>

SITE AREA: 2180m<sup>2</sup>  
 MAX GFA: 13080m<sup>2</sup> FSR 6:1  
 ACHIEVED GFA: 12828m<sup>2</sup> FSR 5.9:1



North Point

DA SUBMISSION

Consultant Structural

VAN DER MEER  
 PH: 02 9436 0433  
 EMAIL: richard.matheson@vandemeer.com.au

Consultant Services

INSYNC SERVICES  
 PH: 02 9262 34000  
 EMAIL: trent@insyncservices.com.au

Consultant Traffic

ASON GROUP  
 PH: 02 9083 8601  
 EMAIL: andrew.johnson@asongroup.com.au

Consultant Planning

URBIS  
 PH: 02 8233 9900  
 EMAIL: swikes@urbis.com.au

Client

CAPITAL BLUESTONE  
 PH: 02 8072 4707  
 EMAIL: tony@capitalbluestone.com.au

GROUP GSA

Group GSA Pty Ltd ABN 76 002 113 779  
 Level 7, 80 William St East Sydney NSW  
 Australia 2011  
 www.groupgsa.com

T +612 9361 4144 F +612 9332 3458

architecture interior design urban design landscape  
 nom architect M. Sheldon 3990

Project Title

BONDI JUNCTION RSL

Drawing Title

GFA DIAGRAMS

Scale 1:200

Drawing Created (date) 10/20/17

Drawing Created (by) AP/ISW

Plotted and checked by AP/ISW/PI

Verified AE/PI

Approved LMC/AE

Project No Drawing No Issue

160295 DA 3202 A

160295 DA 3202 A

160295 DA 3202 A

160295 DA 3202 A

160295 DA 3202 A

160295 DA 3202 A

160295 DA 3202 A

160295 DA 3202 A

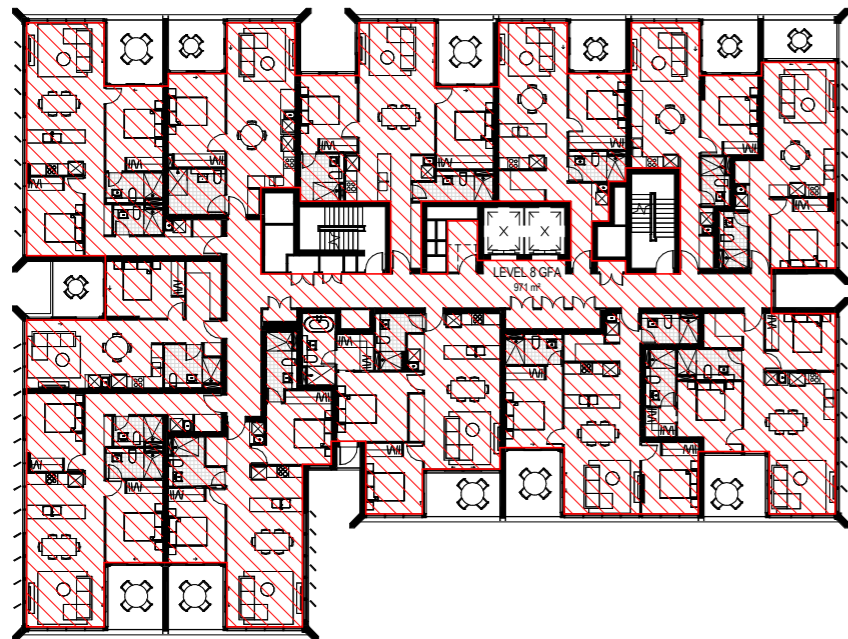
160295 DA 3202 A

160295 DA 3202 A

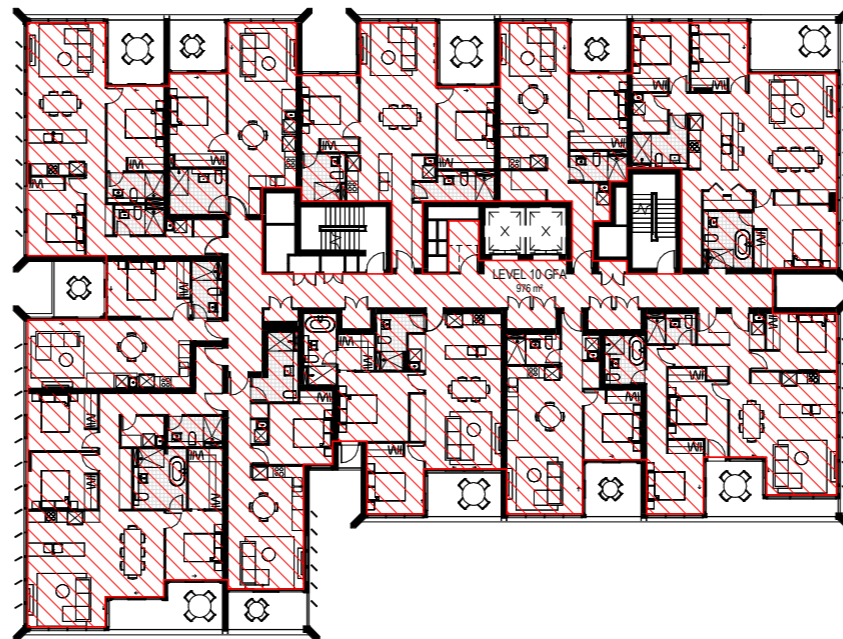
This drawing is the copyright of Group GSA Pty Ltd and may not be altered, reproduced or transmitted in any form or by any means in part or in whole without the written permission of Group GSA Pty Ltd. All levels and dimensions are to be checked and verified on site prior to the commencement of any work, making of shop drawings or fabrication of components.  
 Do not scale drawings. Use figured Dimensions.

22/11/2017 4:54:37 PM

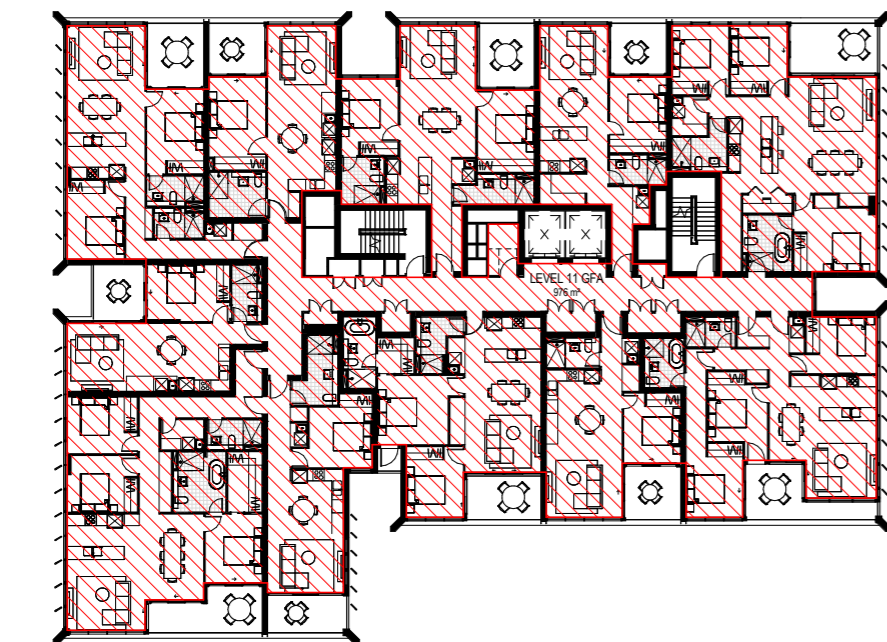




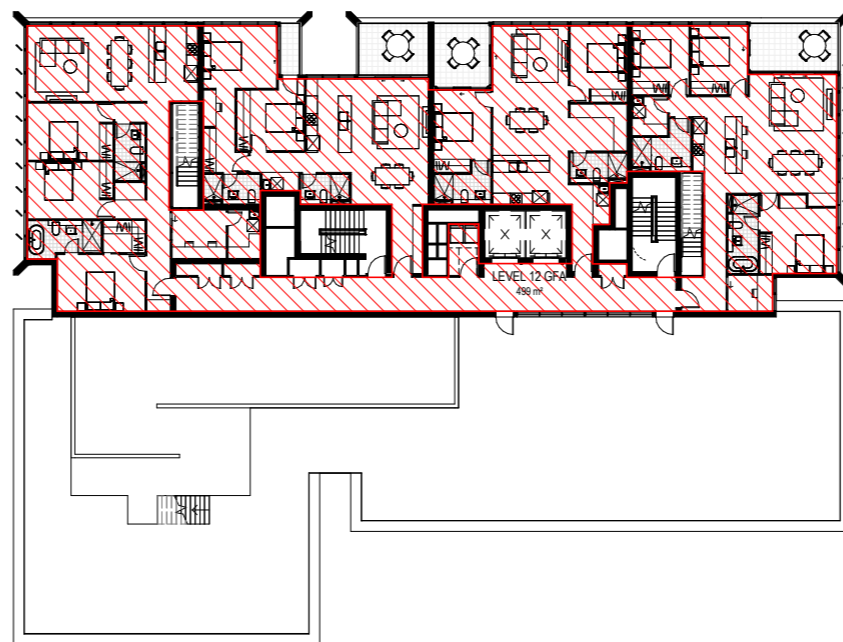
1 Level 8  
1:200



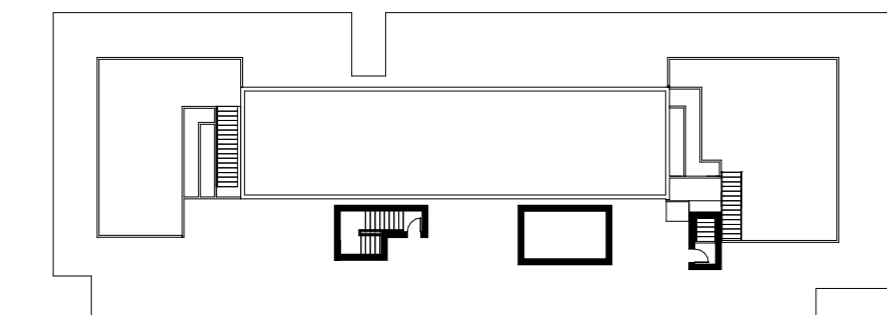
2 Level 10  
1:200



3 Level 11  
1:200



4 Level 12  
1:200



5 Roof  
1:200

Area Schedule (GFA)	
Level	Area
Basement 4	12 m <sup>2</sup>
Basement 3	12 m <sup>2</sup>
Basement 2	12 m <sup>2</sup>
Basement 1	21 m <sup>2</sup>
Basement 1	7 m <sup>2</sup>
Ground Level	1183 m <sup>2</sup>
Level 1	1303 m <sup>2</sup>
Level 2	1023 m <sup>2</sup>
Level 3	971 m <sup>2</sup>
Level 4	971 m <sup>2</sup>
Level 5	971 m <sup>2</sup>
Level 6	971 m <sup>2</sup>
Level 7	971 m <sup>2</sup>
Level 8	971 m <sup>2</sup>
Level 9	976 m <sup>2</sup>
Level 10	976 m <sup>2</sup>
Level 11	976 m <sup>2</sup>
Level 12	499 m <sup>2</sup>
Grand total: 18	12828 m <sup>2</sup>

SITE AREA: 2180m<sup>2</sup>  
 MAX GFA: 13080m<sup>2</sup> FSR 6:1  
 ACHIEVED GFA: 12821m<sup>2</sup> FSR 5.9:1



North Point

**DA SUBMISSION**

- Consultant Structural  
**VAN DER MEER**  
 PH: 02 9436 0433  
 EMAIL: richard.matheson@vandermeer.com.au
- Consultant Services  
**INSYNC SERVICES**  
 PH: 02 9262 34000  
 EMAIL: ivestli@insyncservices.com.au
- Consultant Traffic  
**ASON GROUP**  
 PH: 02 9033 8601  
 EMAIL: andrew.johnson@asongroup.com.au
- Consultant Planning  
**URBIS**  
 PH: 02 8233 9900  
 EMAIL: swilkes@urbis.com.au
- Client  
**CAPITAL BLUESTONE**  
 PH: 02 8072 4707  
 EMAIL: tosun@capitalbluestone.com.au

**GROUP GSA**

Group GSA Pty Ltd ABN 76 002 113 779  
 Level 7, 80 William St East Sydney NSW  
 Australia 2011  
 www.groupgsa.com  
 T +612 9361 4144 F +612 9332 3458  
 architecture interior design urban design landscape  
 nom architect M. Sheldon 3990  
 Project Title

**BONDI JUNCTION RSL**

Drawing Title		
GFA DIAGRAMS		
Scale	1:200	
Drawing Created (date)	10/20/17	
Drawing Created (by)	AP/ISW	
Plotted and checked by	AP/ISW/PI	
Verified	AE/PI	
Approved	LMC/IAE	
Project No	Drawing No	Issue

160295 DA 3203 A

GRAY STREET

HERITAGE FACADE TO BE RETAINED

AREA TO BE DEMOLISHED

EXIST. TWO LEVEL RETAIL BLDG

EXIST. TWO LEVEL RETAIL BLDG

BRONTE ROAD

EBLEY STREET

EBLEY STREET

Issue	Description	Date
A	DA SUBMISSION	16.11.17



North Point

DA SUBMISSION

Consultant Structural

VAN DER MEER  
 PH: 02 9436 0433  
 EMAIL: richard.matheson@vandemeer.com.au

Consultant Services

INSYNC SERVICES  
 PH: 02 9262 34000  
 EMAIL: krestli@insyncservices.com.au

Consultant Traffic

ASON GROUP  
 PH: 02 9063 8601  
 EMAIL: andrew.johnson@asongroup.com.au

Consultant Planning

URBIS  
 PH: 02 8233 9900  
 EMAIL: swilkes@urbis.com.au

Client

CAPITAL BLUESTONE  
 PH: 02 8072 4707  
 EMAIL: tosun@capitalbluestone.com.au



Group GSA Pty Ltd ABN 76 002 113 779  
 Level 7, 80 William St East Sydney NSW  
 Australia 2011  
 www.groupgsa.com

T +612 9361 4144 F +612 9332 3458

architecture interior design urban design landscape  
 nom architect M. Sheldon 3990

BONDI JUNCTION RSL

Drawing Title

GROUND LEVEL DEMOLITION PLAN

Scale 1:100

Drawing Created (date) 09/29/17

Drawing Created (by) AP/ISW

Plotted and checked by AP/ISW/PI

Verified AE/PI

Approved LM/CAE

Project No Drawing No Issue

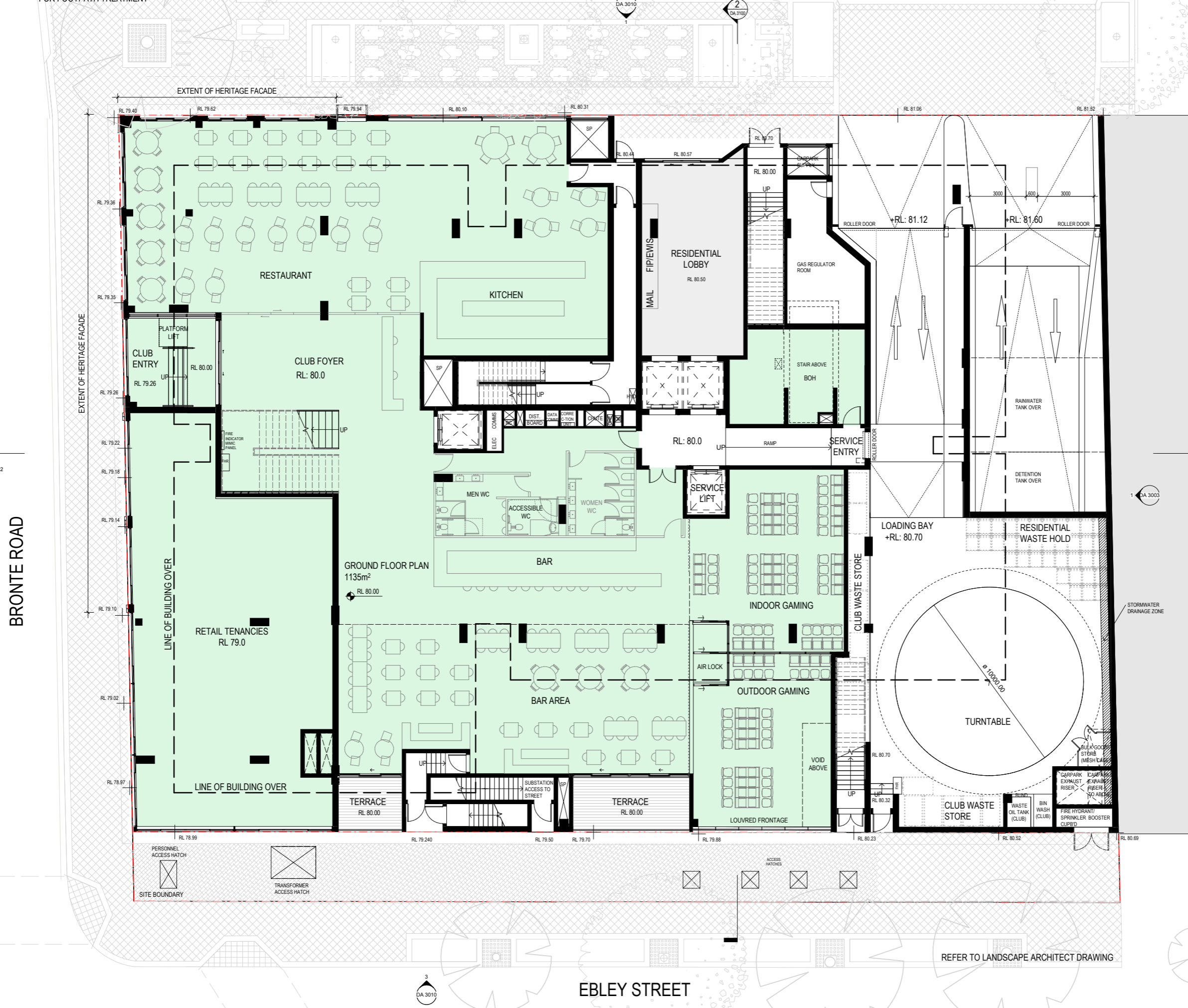
160295 DA 1001 A

This drawing is the copyright of Group GSA Pty Ltd and may not be altered, reproduced or transmitted in any form or by any means in part or in whole without the written permission of Group GSA Pty Ltd. All levels and dimensions are to be checked and verified on site prior to the commencement of any work, making of shop drawings or fabrication of components.  
 Do not scale drawings. Use figured Dimensions.

22/11/2017 10:13:10 AM

REFER TO LANDSCAPE ARCHITECT DRAWING FOR FOOTPATH TREATMENT

GRAY STREET



GROUND FLOOR PLAN  
1135m<sup>2</sup>

Issue	Description	Date
A	DA SUBMISSION	16.11.17



**DA SUBMISSION**

- Consultant: **VAN DER MEER**  
PH: 02 9436 0433  
EMAIL: richard.matheson@vandemeer.com.au
- Consultant: **INSYNC SERVICES**  
PH: 02 9262 34000  
EMAIL: trest@insyncservices.com.au
- Consultant: **ASON GROUP**  
PH: 02 9063 8601  
EMAIL: andrew.johnson@asongroup.com.au
- Consultant: **URBIS**  
PH: 02 8233 9900  
EMAIL: swikes@urbis.com.au
- Client: **CAPITAL BLUESTONE**  
PH: 02 8072 4707  
EMAIL: tzou@capitalbluestone.com.au



Group GSA Pty Ltd ABN 76 002 113 779  
Level 7, 80 William St East Sydney NSW  
Australia 2011  
www.groupgsa.com  
T +612 9361 4144 F +612 9332 3458  
architecture interior design urban design landscape  
nom architect M. Sheldon 3990  
Project Title

**BONDI JUNCTION RSL**

Drawing Title		
<b>GROUND LEVEL PLAN</b>		
Scale	1 : 100	
Drawing Created (date)	08/15/17	
Drawing Created (by)	AP/ISW	
Plotted and checked by	AP/ISW/PI	
Verified	AE/PI	
Approved	LMCIAE	
Project No	Drawing No	Issue
160295	DA 2010	A

This drawing is the copyright of Group GSA Pty Ltd and may not be altered, reproduced or transmitted in any form or by any means in part or in whole without the written permission of Group GSA Pty Ltd. All levels and dimensions are to be checked and verified on site prior to the commencement of any work, making of shop drawings or fabrication of components.  
Do not scale drawings. Use figured Dimensions.

NOTE: INTERNAL LAYOUT IS INDICATIVE ONLY

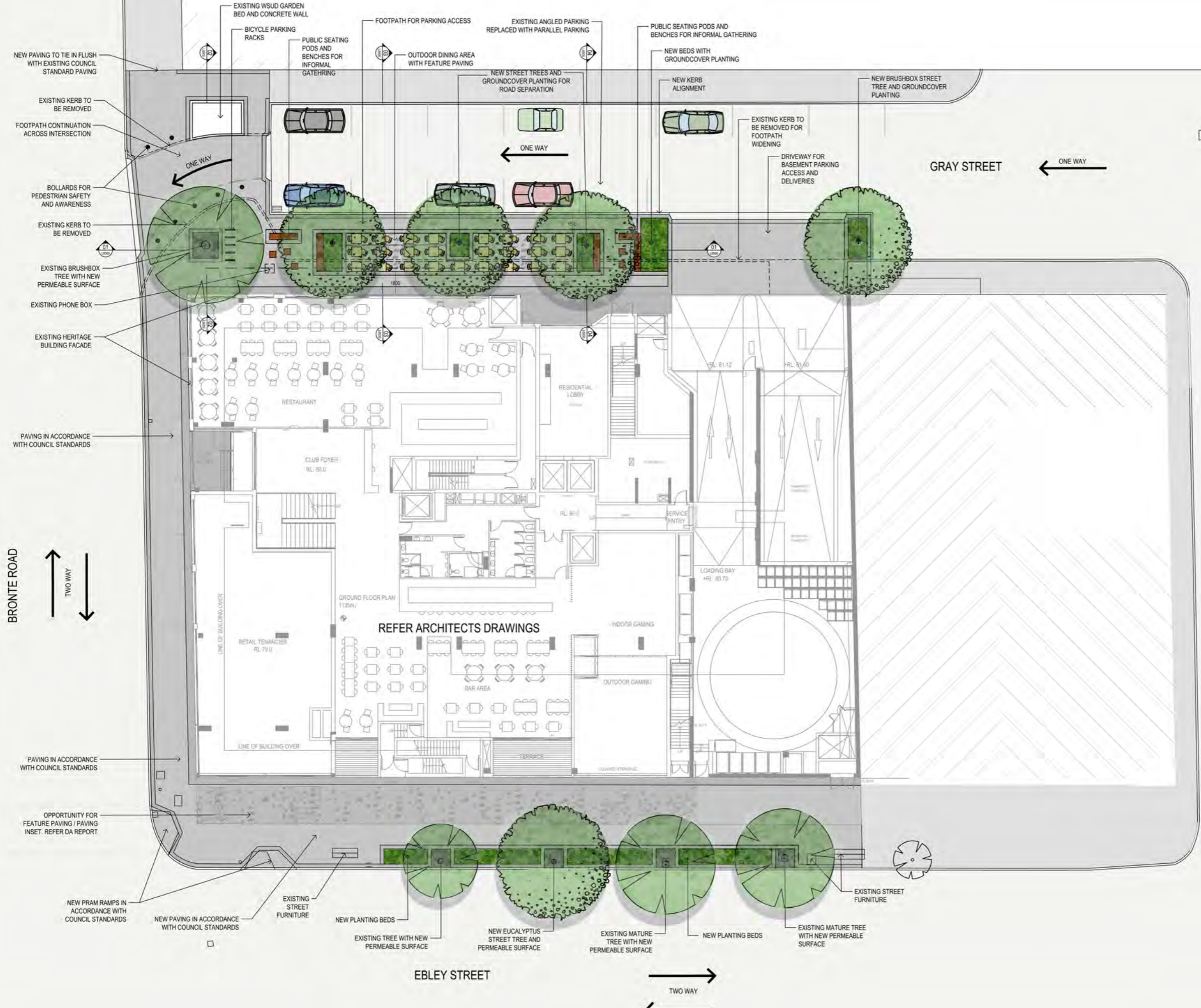
REFER TO LANDSCAPE ARCHITECT DRAWING

EBLEY STREET

BRONTE ROAD



16/11/2017 3:46:32 PM



**FOR INFORMATION**

Consultant	Structural
<b>VAN DER MEER</b>	
PH: 02 9436 0433	
EMAIL: richard.matheson@vandermeer.com.au	
Consultant	Services
<b>INSYNC SERVICES</b>	
PH: 02 9262 34000	
EMAIL: brett@insyncservices.com.au	
Consultant	Traffic
<b>ASON GROUP</b>	
PH: 02 9083 6601	
EMAIL: andrew.johnson@asongroup.com.au	
Consultant	Planning
<b>URBIS</b>	
PH: 02 9233 9900	
EMAIL: swales@urbis.com.au	
Client	
<b>CAPITAL BLUESTONE</b>	
PH: 02 8072 4707	
EMAIL: tz@capitalbluestone.com.au	

**GROUP GSA**

Group GSA Pty Ltd ABN 76 002 113 779  
 Level 7, 60 William St East Sydney NSW  
 Australia 2011  
 www.groupgsa.com  
 T +612 9361 4144 F +612 9332 3458

architecture interior design urban design landscape  
 nom architect M. Sheldon 3990  
 Project Title

**BONDI JUNCTION RSL**

Drawing Title  
**GROUND LEVEL PLAN LANDSCAPE**

Scale	1 : 150	
Drawing Created (date)	06/10/17	
Drawing Created (by)	SHO	
Plotted and checked by	SHO	
Verified	SH	
Approved	SH	
Project No	Drawing No	Issue

**160295 DA-GF-L0001 A**

This drawing is the copyright of Group GSA Pty Ltd and may not be altered, reproduced or transmitted in any form or by any means in part or in whole without the written permission of Group GSA Pty Ltd. All levels and dimensions are to be checked and verified on site prior to the commencement of any work, making of shop drawings or fabrication of components.  
 Do not scale drawings. Use figured Dimensions.



**DA SUBMISSION**

- Consultant Structural  
**VAN DER MEER**  
 PH: 02 9436 0433  
 EMAIL: richard.matheson@vandermeer.com.au
- Consultant Services  
**INSYNC SERVICES**  
 PH: 02 9262 34000  
 EMAIL: bretti@insyncservices.com.au
- Consultant Traffic  
**ASON GROUP**  
 PH: 02 9083 8601  
 EMAIL: andrew.johnson@asongroup.com.au
- Consultant Planning  
**URBIS**  
 PH: 02 8233 9900  
 EMAIL: swikes@urbis.com.au
- Client  
**CAPITAL BLUESTONE**  
 PH: 02 8072 4707  
 EMAIL: tzu@capitalbluestone.com.au

**GROUP GSA**

Group GSA Pty Ltd ABN 76 002 113 779  
 Level 7, 80 William St East Sydney NSW  
 Australia 2011  
 www.groupgsa.com

T +612 9361 4144 F +612 9332 3458  
 architecture interior design urban design landscape  
 nom architect M. Sheldon 3990  
 Project Title

**BONDI JUNCTION RSL**

Drawing Title		
<b>LEVEL 1 PLAN</b>		
Scale	1 : 100	
Drawing Created (date)	08/15/17	
Drawing Created (by)	APISW	
Plotted and checked by	APISW/PI	
Verified	AE/PI	
Approved	LMC/AE	
Project No	Drawing No	Issue

**160295 DA 2011 A**

This drawing is the copyright of Group GSA Pty Ltd and may not be altered, reproduced or transmitted in any form or by any means in part or in whole without the written permission of Group GSA Pty Ltd. All levels and dimensions are to be checked and verified on site prior to the commencement of any work, making of shop drawings or fabrication of components.  
 Do not scale drawings. Use figured Dimensions.

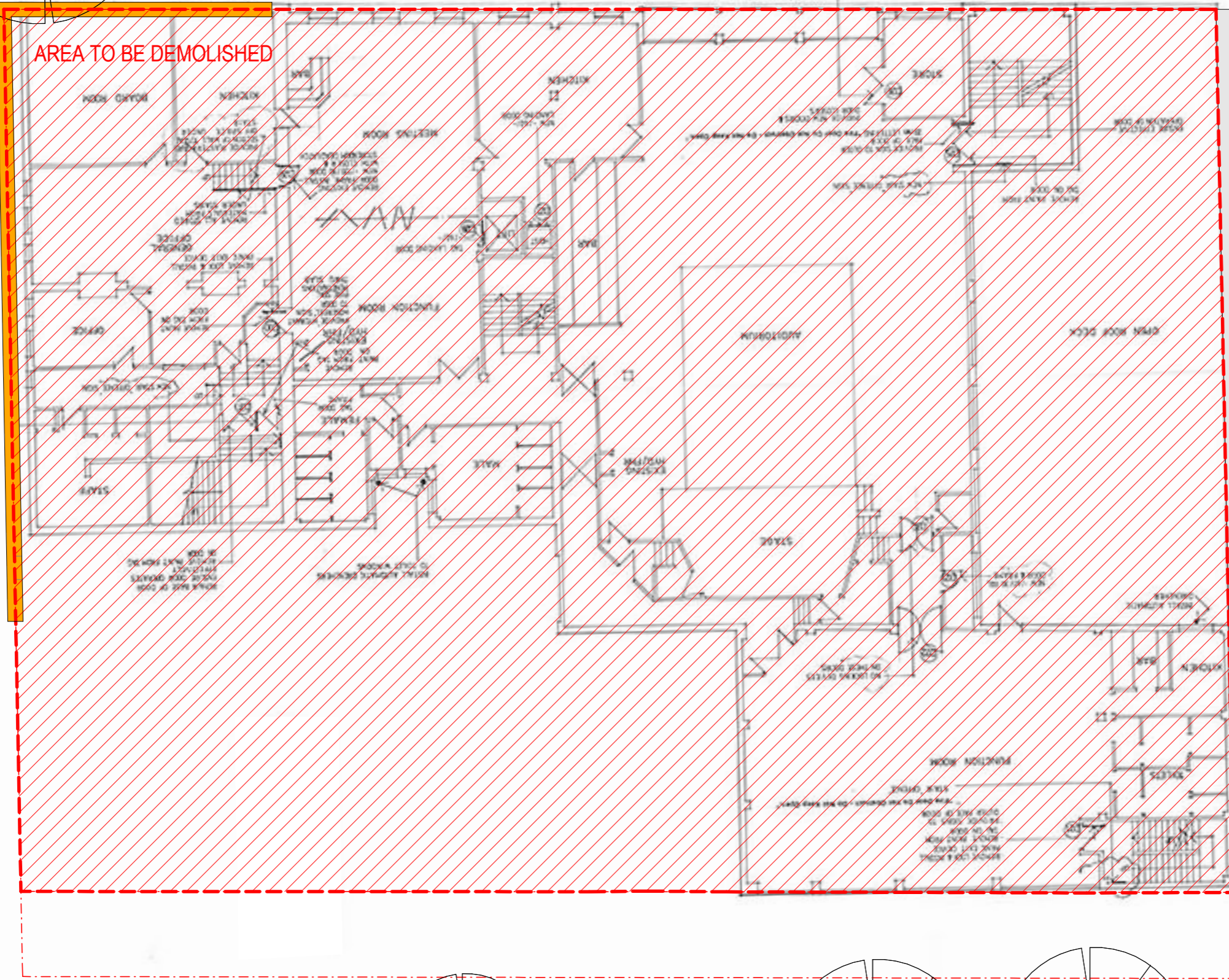
NOTE: INTERNAL LAYOUT IS INDICATIVE ONLY

GRAY STREET

AREA TO BE DEMOLISHED

HERITAGE FACADE TO BE RETAINED

BRONTE ROAD



North Point

**DA SUBMISSION**

Consultant Structural

**VAN DER MEER**  
PH: 02 9436 0433  
EMAIL: richard.matheson@vandemeer.com.au

Consultant Services

**INSYNC SERVICES**  
PH: 02 9262 3400  
EMAIL: trent@insyncservices.com.au

Consultant Traffic

**ASON GROUP**  
PH: 02 9083 8601  
EMAIL: andrew.johnson@asongroup.com.au

Consultant Planning

**URBIS**  
PH: 02 8233 9900  
EMAIL: swikes@urbis.com.au

Client

**CAPITAL BLUESTONE**  
PH: 02 8072 4707  
EMAIL: tsun@capitalbluestone.com.au



Group GSA Pty Ltd ABN 76 002 113 779  
Level 7, 80 William St East Sydney NSW  
Australia 2011  
www.groupgsa.com

T +612 9361 4144 F +612 9332 3458  
architecture interior design urban design landscape  
nom architect M. Sheldon 3990

**BONDI JUNCTION RSL**

Drawing Title

**LEVEL 1 PLAN  
DEMOLITION PLAN**

Scale 1: 100

Drawing Created (date) 09/29/17

Drawing Created (by) AP/ISW

Plotted and checked by AP/ISW/PI

Verified AE/PI

Approved LMC/AE

Project No Drawing No Issue

**160295 DA 1002 A**

This drawing is the copyright of Group GSA Pty Ltd and may not be altered, reproduced or transmitted in any form or by any means in part or in whole without the written permission of Group GSA Pty Ltd. All levels and dimensions are to be checked and verified on site prior to the commencement of any work, making of shop drawings or fabrication of components.

Do not scale drawings. Use figured Dimensions.

EBLEY STREET



**FOR INFORMATION**

- |  |            |
|--|------------|
| Consultant   | Structural |
| <b>VAN DER MEER</b><br>PH: 02 9436 0433<br>EMAIL: richard.matheson@vandermeer.com.au |            |
| Consultant   | Services   |
| <b>INSYNC SERVICES</b><br>PH: 02 9262 34000<br>EMAIL: brett@insyncservices.com.au    |            |
| Consultant   | Traffic    |
| <b>ASON GROUP</b><br>PH: 02 9083 6601<br>EMAIL: andrew.johnson@asongroup.com.au      |            |
| Consultant   | Planning   |
| <b>URBIS</b><br>PH: 02 6233 9900<br>EMAIL: swikes@urbis.com.au                       |            |
| Client   |            |
| <b>CAPITAL BLUESTONE</b><br>PH: 02 8072 4707<br>EMAIL: tzdun@capitalbluestone.com.au |            |

**GROUP GSA**

Group GSA Pty Ltd ABN 76 002 113 779  
Level 7, 80 William St East Sydney NSW  
Australia 2011  
www.groupgsa.com

T +612 9361 4144 F +612 9332 3458  
architecture interior design urban design landscape  
room architect M. Sheldon 3990

**BONDI JUNCTION RSL**

**LEVEL 1 PLAN LANDSCAPE**

Scale	1 : 100
Drawing Created (date)	29/10/17
Drawing Created (by)	SHo
Plotted and checked by	SHo
Verified	SH
Approved	SH

Project No Drawing No Issue  
**160295 DA-L1-L0002 A**

This drawing is the copyright of Group GSA Pty Ltd and may not be altered, reproduced or transmitted in any form or by any means in part or in whole without the written permission of Group GSA Pty Ltd. All levels and dimensions are to be checked and verified on site prior to the commencement of any work, making of shop drawings or fabrication of components.  
Do not scale drawings. Use figured Dimensions.



North Point

## DA SUBMISSION

- |  |            |
|--|------------|
| Consultant                               | Structural |
| <b>VAN DER MEER</b>                      |            |
| PH: 02 9436 0433                         |            |
| EMAIL: richard.matheson@vandemeer.com.au |            |
| Consultant                               | Services   |
| <b>INSYNC SERVICES</b>                   |            |
| PH: 02 9262 34000                        |            |
| EMAIL: brett@insyncservices.com.au       |            |
| Consultant                               | Traffic    |
| <b>ASON GROUP</b>                        |            |
| PH: 02 9383 8601                         |            |
| EMAIL: andrew.johnson@asongroup.com.au   |            |
| Consultant                               | Planning   |
| <b>URBIS</b>                             |            |
| PH: 02 8233 9900                         |            |
| EMAIL: swilkes@urbis.com.au              |            |

Client  
**CAPITAL BLUESTONE**  
 PH: 02 8072 4707  
 EMAIL: tsun@capitalbluestone.com.au



Group GSA Pty Ltd ABN 76 002 113 779  
 Level 7, 80 William St East Sydney NSW  
 Australia 2011  
 www.groupgsa.com  
 T +612 9361 4144 F +612 9332 3458  
 architecture interior design urban design landscape  
 nom architect M. Sheldon 3990  
 Project Title

## BONDI JUNCTION RSL

Drawing Title

## LEVEL 2 PLAN

Scale	1 : 100	
Drawing Created (date)	08/15/17	
Drawing Created (by)	AP/ISW	
Plotted and checked by	AP/ISW/PI	
Verified	AE/PI	
Approved	LMC/AE	
Project No	Drawing No	Issue

**160295 DA 2012 A**

This drawing is the copyright of Group GSA Pty Ltd and may not be altered, reproduced or transmitted in any form or by any means in part or in whole without the written permission of Group GSA Pty Ltd. All levels and dimensions are to be checked and verified on site prior to the commencement of any work, making of shop drawings or fabrication of components.  
 Do not scale drawings. Use figured Dimensions.



Amendments	Issue	Description	Date
A	DA ISSUE		15.11.17



**FOR INFORMATION**

Consultant	Structural
VAN DER MEER PH: 02 9436 0433 EMAIL: richard.matheson@vandermeer.com.au	
Consultant	Services
INSYNC SERVICES PH: 02 9282 34000 EMAIL: brett@insyncservices.com.au	
Consultant	Traffic
ASON GROUP PH: 02 9083 6601 EMAIL: andrew.johnson@asongroup.com.au	
Consultant	Planning
URBIS PH: 02 8233 9900 EMAIL: gwilkes@urbis.com.au	
Client	
CAPITAL BLUESTONE PH: 02 8072 4707 EMAIL: tzdun@capitalbluestone.com.au	



Group GSA Pty Ltd ABN 76 002 113 779  
Level 7, 80 William St East Sydney NSW  
Australia 2011  
www.groupgsa.com  
T +612 9361 4144 F +612 9332 3458  
architecture interior design urban design landscape  
room architect M. Sheldon 3990  
Project Title

**BONDI JUNCTION RSL**

**LEVEL 2 PLAN LANDSCAPE**

Scale	1 : 100	
Drawing Created (date)	12/10/17	
Drawing Created (by)	SHo	
Plotted and checked by	SHo	
Verified	SH	
Approved	SH	
Project No	Drawing No	Issue

**160295 DA-L2-L0003 A**

This drawing is the copyright of Group GSA Pty Ltd and may not be altered, reproduced or transmitted in any form or by any means in part or in whole without the written permission of Group GSA Pty Ltd. All levels and dimensions are to be checked and verified on site prior to the commencement of any work, making of shop drawings or fabrication of components.  
Do not scale drawings. Use figured Dimensions.



North Point

## DA SUBMISSION

- |  |            |
|--|------------|
| Consultant   | Structural |
| <b>VAN DER MEER</b><br>PH: 02 9436 0433<br>EMAIL: richard.matheson@vandermeer.com.au |            |
| Consultant   | Services   |
| <b>INSYNC SERVICES</b><br>PH: 02 9262 34000<br>EMAIL: bretti@insyncservices.com.au   |            |
| Consultant   | Traffic    |
| <b>ASON GROUP</b><br>PH: 02 9083 8601<br>EMAIL: andrew.johnson@asongroup.com.au      |            |
| Consultant   | Planning   |
| <b>URBIS</b><br>PH: 02 8233 9900<br>EMAIL: swikes@urbis.com.au                       |            |
| Client   |            |
| <b>CAPITAL BLUESTONE</b><br>PH: 02 8072 4707<br>EMAIL: tgc@capitalbluestone.com.au   |            |



Group GSA Pty Ltd ABN 76 002 113 779  
 Level 7, 80 William St East Sydney NSW  
 Australia 2011  
 www.groupgsa.com  
 T +612 9361 4144 F +612 9332 3458  
 architecture interior design urban design landscape  
 nom architect M. Sheldon 3990  
 Project Title

## BONDI JUNCTION RSL

Drawing Title

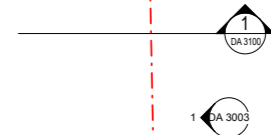
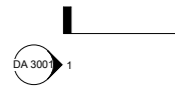
## LEVEL 3-8 PLAN

Scale	1 : 100	
Drawing Created (date)	08/15/17	
Drawing Created (by)	APISW	
Plotted and checked by	APISW/PI	
Verified	AE/PI	
Approved	LMCIAE	
Project No	Drawing No	Issue

160295 DA 2013 A

This drawing is the copyright of Group GSA Pty Ltd and may not be altered, reproduced or transmitted in any form or by any means in part or in whole without the written permission of Group GSA Pty Ltd. All levels and dimensions are to be checked and verified on site prior to the commencement of any work, making of shop drawings or fabrication of components.  
 Do not scale drawings. Use figured Dimensions.

16/11/2017 3:46:51 PM



North Point

**DA SUBMISSION**

- Consultant Structural  
**VAN DER MEER**  
 PH: 02 9436 0433  
 EMAIL: richard.matheson@vandemeer.com.au
- Consultant Services  
**INSYNC SERVICES**  
 PH: 02 9262 34000  
 EMAIL: brett@insyncservices.com.au
- Consultant Traffic  
**ASON GROUP**  
 PH: 02 9083 8601  
 EMAIL: andrew.johnson@asongroup.com.au
- Consultant Planning  
**URBIS**  
 PH: 02 8233 9900  
 EMAIL: swilkes@urbis.com.au
- Client  
**CAPITAL BLUESTONE**  
 PH: 02 8072 4707  
 EMAIL: tczun@capitalbluestone.com.au



Group GSA Pty Ltd ABN 76 002 113 779  
 Level 7, 80 William St East Sydney NSW  
 Australia 2011  
 www.groupgsa.com  
 T +612 9361 4144 F +612 9332 3458  
 architecture interior design urban design landscape  
 nom architect M. Sheldon 3990  
 Project Title

**BONDI JUNCTION RSL**

**LEVEL 9-11 PLAN**

Scale	1 : 100	
Drawing Created (date)	10/04/17	
Drawing Created (by)	AP/ISW	
Plotted and checked by	AP/ISW/PI	
Verified	AE/PI	
Approved	LMC/AE	
Project No	Drawing No	Issue

**160295 DA 2014 A**

This drawing is the copyright of Group GSA Pty Ltd and may not be altered, reproduced or transmitted in any form or by any means in part or in whole without the written permission of Group GSA Pty Ltd. All levels and dimensions are to be checked and verified on site prior to the commencement of any work, making of shop drawings or fabrication of components.  
 Do not scale drawings. Use figured Dimensions.

Amendments		
Issue	Description	Date
A	DA SUBMISSION	16.11.17



## DA SUBMISSION

- Consultant Structural  
**VAN DER MEER**  
 PH: 02 9436 0433  
 EMAIL: richard.matheson@vandermeer.com.au
- Consultant Services  
**INSYNC SERVICES**  
 PH: 02 9262 34000  
 EMAIL: brett@insyncservices.com.au
- Consultant Traffic  
**ASON GROUP**  
 PH: 02 9383 8601  
 EMAIL: andrew.johnson@asongroup.com.au
- Consultant Planning  
**URBIS**  
 PH: 02 8233 9900  
 EMAIL: swikes@urbis.com.au
- Client  
**CAPITAL BLUESTONE**  
 PH: 02 8072 4707  
 EMAIL: txdun@capitalbluestone.com.au



Group GSA Pty Ltd ABN 76 002 113 779  
 Level 7, 80 William St East Sydney NSW  
 Australia 2011  
 www.groupgsa.com  
 T +612 9361 4144 F +612 9332 3458  
 architecture interior design urban design landscape  
 nom architect M. Sheldon 3990  
 Project Title

## BONDI JUNCTION RSL

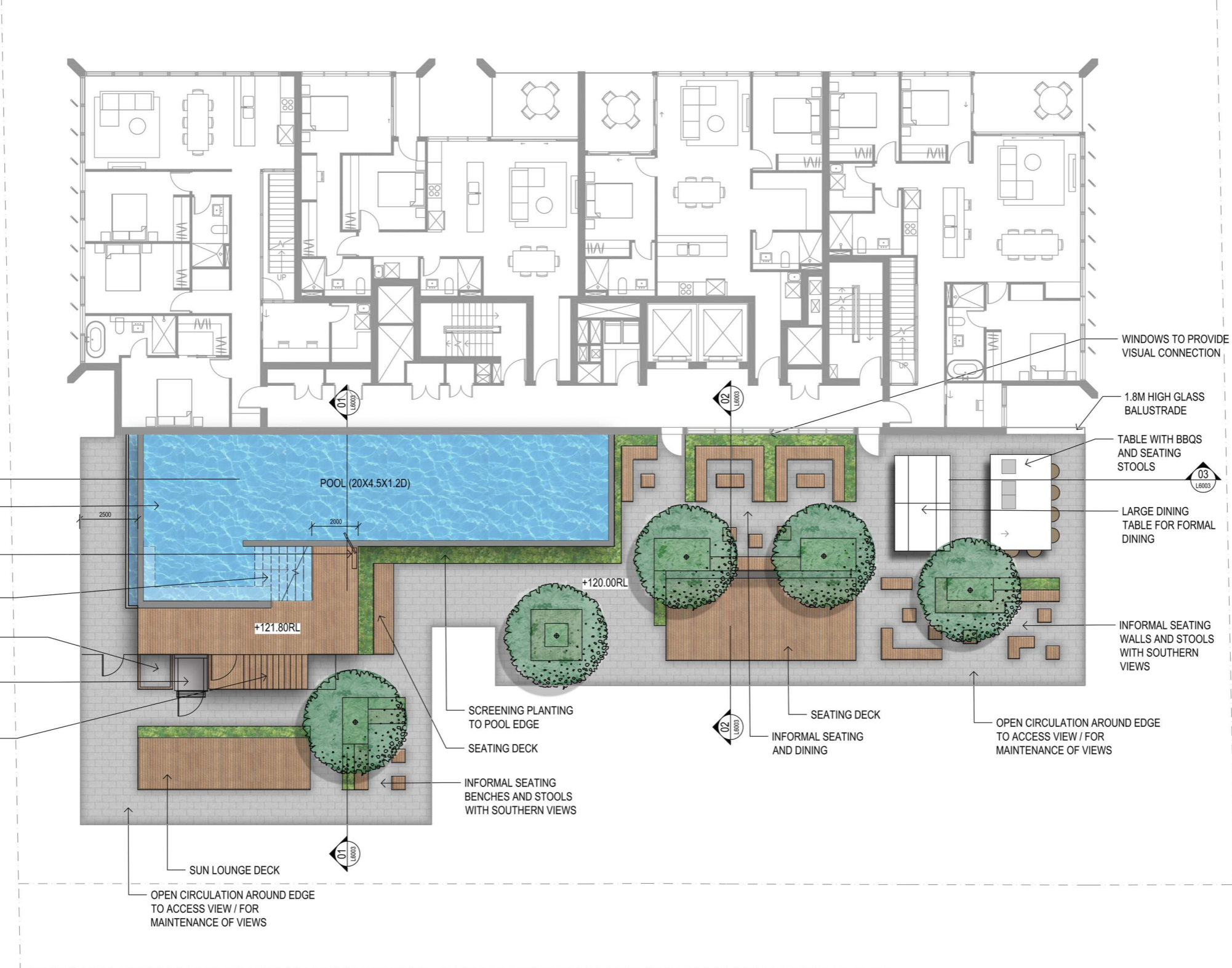
Drawing Title		
<b>LEVEL 12 PLAN</b>		
Scale	1 : 100	
Drawing Created (date)	08/15/17	
Drawing Created (by)	AP/ISW	
Plotted and checked by	AP/ISW/PI	
Verified	AE/PI	
Approved	LMC/AE	
Project No	Drawing No	Issue

**160295 DA 2015 A**

This drawing is the copyright of Group GSA Pty Ltd and may not be altered, reproduced or transmitted in any form or by any means in part or in whole without the written permission of Group GSA Pty Ltd. All levels and dimensions are to be checked and verified on site prior to the commencement of any work, making of shop drawings or fabrication of components.  
 Do not scale drawings. Use figured Dimensions.



16/11/2017 3:47:02 PM



**FOR INFORMATION**

- |   |            |
|---|------------|
| Consultant                                | Structural |
| <b>VAN DER MEER</b>                       |            |
| PH: 02 9436 0433                          |            |
| EMAIL: richard.matheson@vandermeer.com.au |            |
| Consultant                                | Services   |
| <b>INSYNC SERVICES</b>                    |            |
| PH: 02 9262 34000                         |            |
| EMAIL: brett@insyncservices.com.au        |            |
| Consultant                                | Traffic    |
| <b>ASON GROUP</b>                         |            |
| PH: 02 9083 6601                          |            |
| EMAIL: andrew.johnson@asongroup.com.au    |            |
| Consultant                                | Planning   |
| <b>URBIS</b>                              |            |
| PH: 02 6233 9900                          |            |
| EMAIL: swilkes@urbis.com.au               |            |
| Client                                    |            |
| <b>CAPITAL BLUESTONE</b>                  |            |
| PH: 02 8072 4707                          |            |
| EMAIL: tzdun@capitalbluestone.com.au      |            |



Group GSA Pty Ltd ABN 76 002 113 779  
 Level 7, 80 William St East Sydney NSW  
 Australia 2011  
 www.groupgsa.com  
 T +612 9361 4144 F +612 9332 3458  
 architecture interior design urban design landscape  
 norm architect M. Sheldon 3990  
 Project Title

**BONDI JUNCTION RSL**

Drawing Title  
**LEVEL 12 PLAN  
 LANDSCAPE**

Scale	1 : 100
Drawing Created (date)	12/10/17
Drawing Created (by)	SHo
Plotted and checked by	SHo
Verified	SH
Approved	SH

Project No Drawing No Issue  
**160295 DA-L12-L0004 A**

This drawing is the copyright of Group GSA Pty Ltd and may not be altered, reproduced or transmitted in any form or by any means in part or in whole without the written permission of Group GSA Pty Ltd. All levels and dimensions are to be checked and verified on site prior to the commencement of any work, making of shop drawings or fabrication of components.  
 Do not scale drawings. Use figured Dimensions.

Amendments		Date
Issue	Description	
A	DA ISSUE	15.11.17



**FOR INFORMATION**

- |  |            |
|--|------------|
| Consultant   | Structural |
| <b>VAN DER MEER</b><br>PH: 02 9436 0433<br>EMAIL: richard.matheson@vandermeer.com.au |            |
| Consultant   | Services   |
| <b>INSYNC SERVICES</b><br>PH: 02 9262 34000<br>EMAIL: brett@insyncservices.com.au    |            |
| Consultant   | Traffic    |
| <b>ASON GROUP</b><br>PH: 02 9083 6601<br>EMAIL: andrew.johnson@asongroup.com.au      |            |
| Consultant   | Planning   |
| <b>URBIS</b><br>PH: 02 8233 9900<br>EMAIL: swilkes@urbis.com.au                      |            |
| Client   |            |
| <b>CAPITAL BLUESTONE</b><br>PH: 02 8072 4707<br>EMAIL: tzdun@capitalbluestone.com.au |            |

**GROUP GSA**  
 Group GSA Pty Ltd ABN 76 002 113 779  
 Level 7, 80 William St East Sydney NSW  
 Australia 2011  
 www.groupgsa.com  
 T +612 9361 4144 F +612 9332 3458  
 architecture interior design urban design landscape  
 nom architect M. Sheldon 3990  
 Project Title

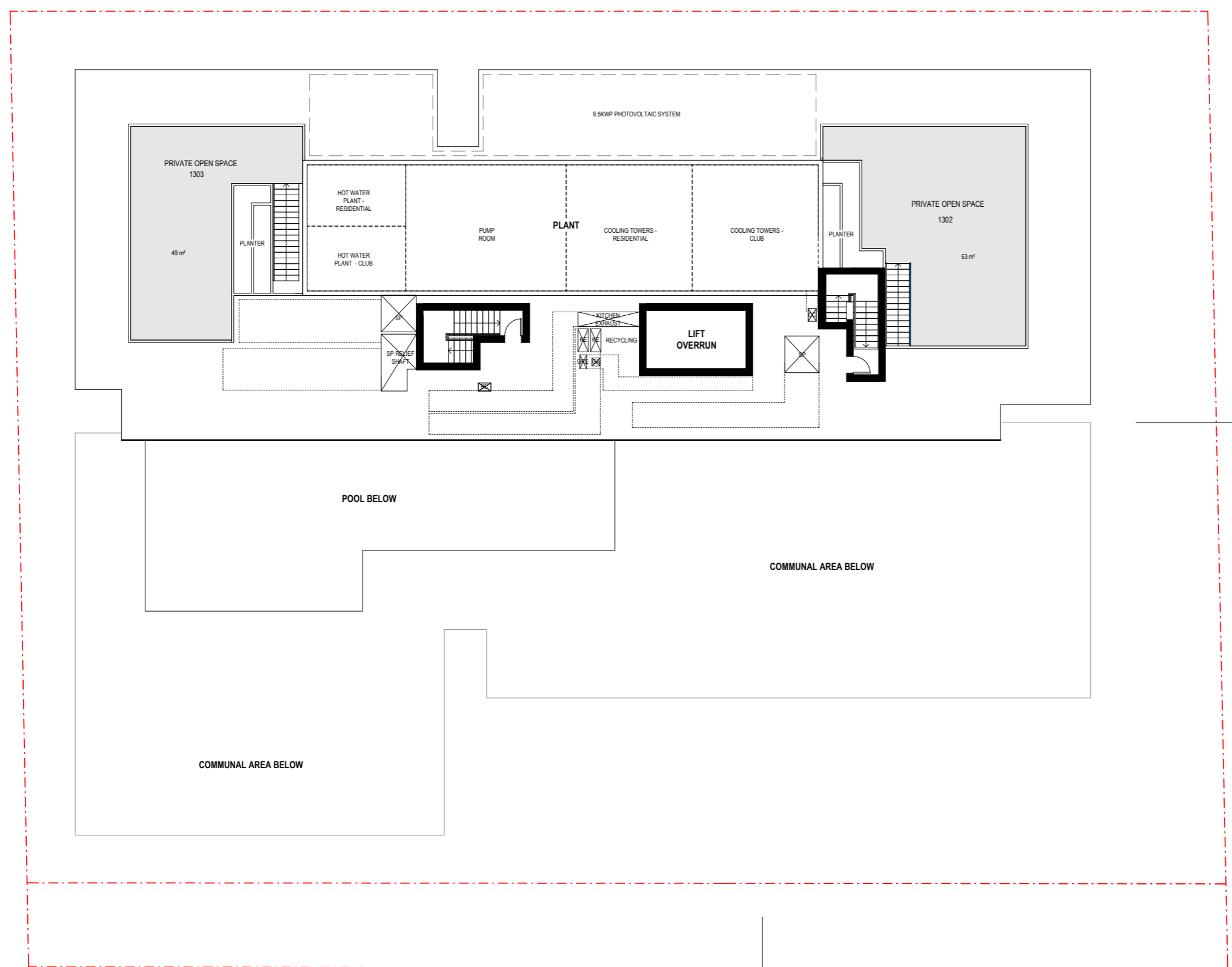
**BONDI JUNCTION RSL**

Drawing Title  
**LEVEL 13 PLAN LANDSCAPE**

Scale	1 : 100
Drawing Created (date)	20/10/17
Drawing Created (by)	SHo
Plotted and checked by	SHo
Verified	SH
Approved	SH

Project No	Drawing No	Issue
160295	DA-L13-L0005	A

This drawing is the copyright of Group GSA Pty Ltd and may not be altered, reproduced or transmitted in any form or by any means in part or in whole without the written permission of Group GSA Pty Ltd. All levels and dimensions are to be checked and verified on site prior to the commencement of any work, making of shop drawings or fabrication of components.  
 Do not scale drawings. Use figured Dimensions.



North Point

## DA SUBMISSION

- Consultant Structural  
**VAN DER MEER**  
 PH: 02 9436 0433  
 EMAIL: richard.matheson@vandemeer.com.au
- Consultant Services  
**INSYNC SERVICES**  
 PH: 02 9262 34000  
 EMAIL: tntt@insyncservices.com.au
- Consultant Traffic  
**ASON GROUP**  
 PH: 02 9363 6601  
 EMAIL: andrew.johnson@asongroup.com.au
- Consultant Planning  
**URBIS**  
 PH: 02 8233 9900  
 EMAIL: swilkes@urbis.com.au
- Client  
**CAPITAL BLUESTONE**  
 PH: 02 8072 4707  
 EMAIL: tzsun@capitalbluestone.com.au



Group GSA Pty Ltd ABN 76 002 113 779  
 Level 7, 80 William St East Sydney NSW  
 Australia 2011  
 www.groupgsa.com  
 T +612 9361 4144 F +612 9332 3458  
 architecture interior design urban design landscape  
 nom architect M. Sheldon 3990

## BONDI JUNCTION RSL

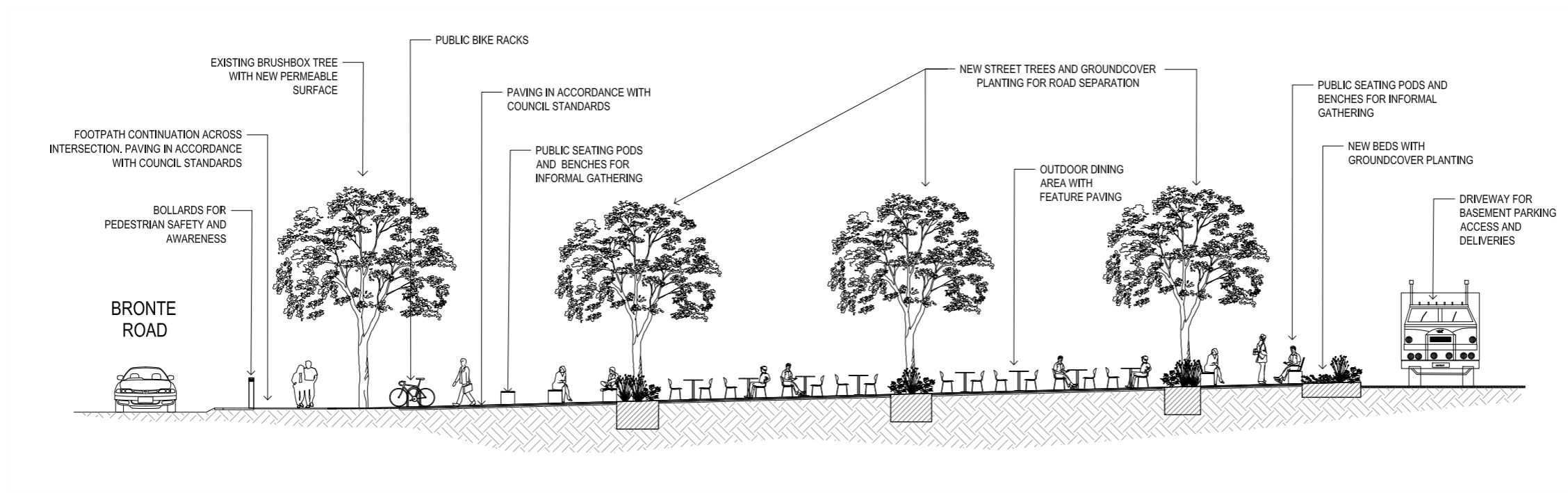
Drawing Title

## ROOF PLAN

Scale	1:100	
Drawing Created (date)	08/15/17	
Drawing Created (by)	AP/ISW	
Plotted and checked by	AP/ISW/PI	
Verified	AE/PI	
Approved	LMC/AE	
Project No	Drawing No	Issue

160295 DA 2016 A

This drawing is the copyright of Group GSA Pty Ltd and may not be altered, reproduced or transmitted in any form or by any means in part or in whole without the written permission of Group GSA Pty Ltd. All levels and dimensions are to be checked and verified on site prior to the commencement of any work, making of shop drawings or fabrication of components.  
 Do not scale drawings. Use figured Dimensions.



01 KERB EXTENSION SECTION  
1: 100@A1

**FOR INFORMATION**

Consultant Structural  
**VAN DER MEER**  
 PH: 02 9436 0433  
 EMAIL: richard.matheson@vandermeer.com.au

Consultant Services  
**INSYNC SERVICES**  
 PH: 02 9262 34000  
 EMAIL: bretti@insyncservices.com.au

Consultant Traffic  
**ASON GROUP**  
 PH: 02 9083 6601  
 EMAIL: andrew.johnson@asongroup.com.au

Consultant Planning  
**URBIS**  
 PH: 02 8233 9900  
 EMAIL: swilkes@urbis.com.au

Client  
**CAPITAL BLUESTONE**  
 PH: 02 8072 4707  
 EMAIL: tordun@capitalbluestone.com.au

**GROUP GSA**  
 Group GSA Pty Ltd ABN 78 002 113 779  
 Level 7, 80 William St East Sydney NSW  
 Australia 2011  
 www.groupgsa.com  
 T +612 9361 4144 F +612 9332 3458  
 architecture interior design urban design landscape  
 nom architect M. Sheldon 3990  
 Project Title

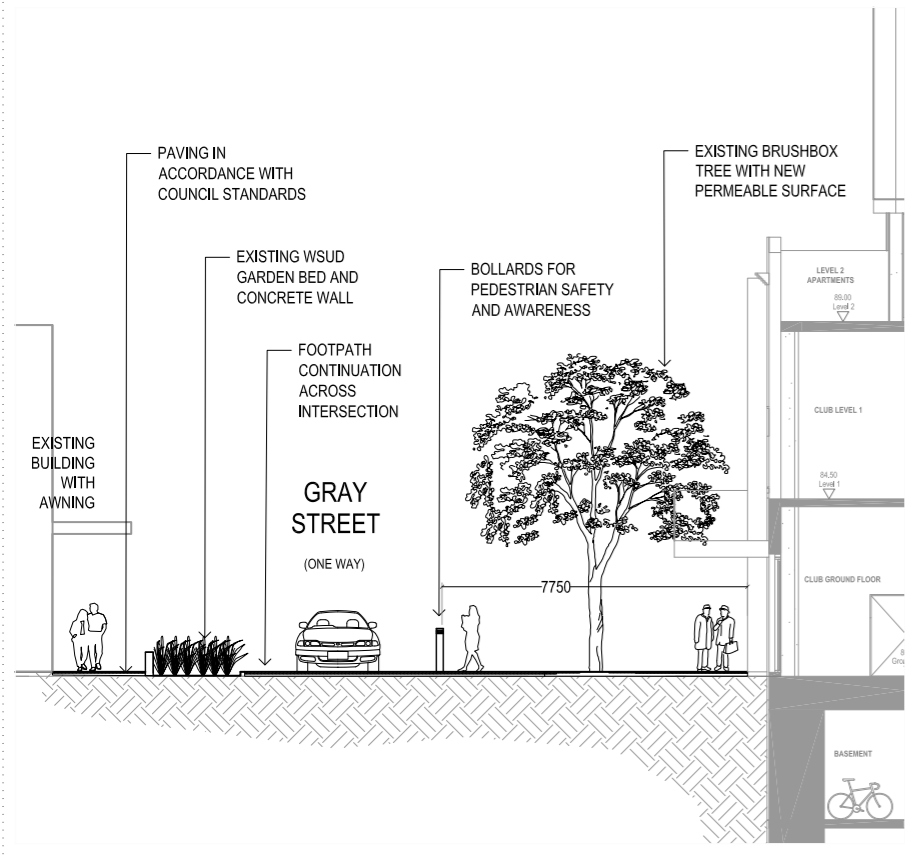
**BONDI JUNCTION RSL**

Drawing Title  
**SECTIONS  
 GROUND FLOOR**

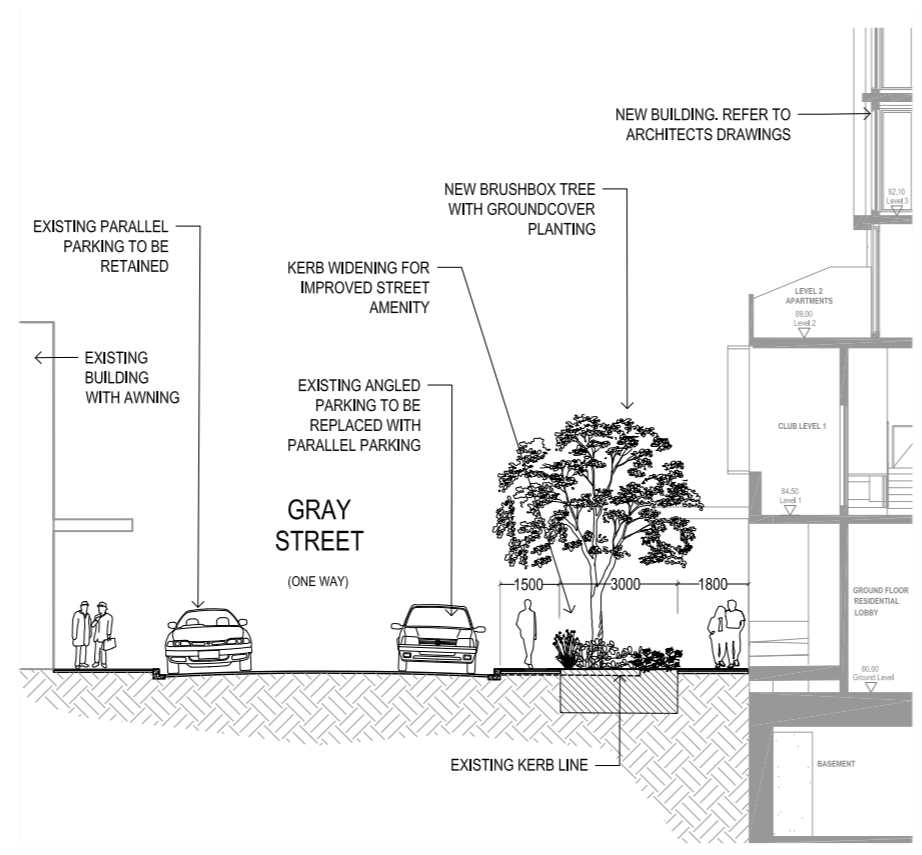
Scale 1: 150  
 Drawing Created (date) 05/10/17  
 Drawing Created (by) SHo  
 Plotted and checked by SHo  
 Verified SH  
 Approved SH  
 Project No Drawing No Issue

**160295 DA-EL-L6000 A**

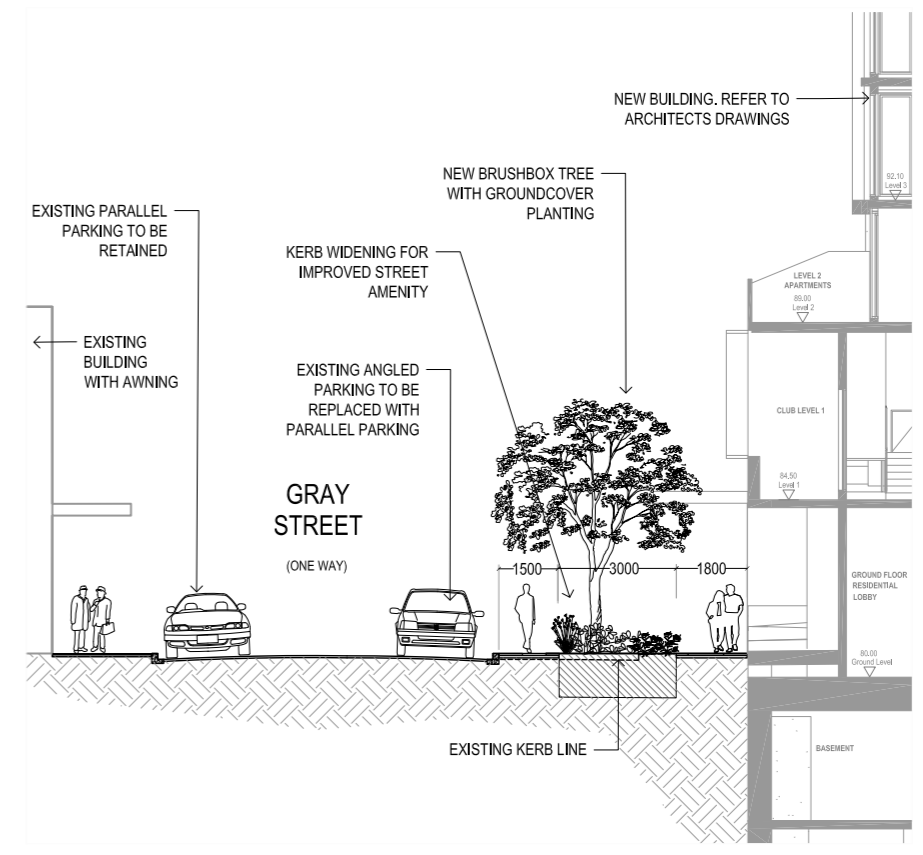
This drawing is the copyright of Group GSA Pty Ltd and may not be altered, reproduced or transmitted in any form or by any means in part or in whole without the written permission of Group GSA Pty Ltd. All levels and dimensions are to be checked and verified on site prior to the commencement of any work, making of shop drawings or fabrication of components.  
 Do not scale drawings. Use figured Dimensions.



02 RAISED CROSSING SECTION  
1: 100@A1

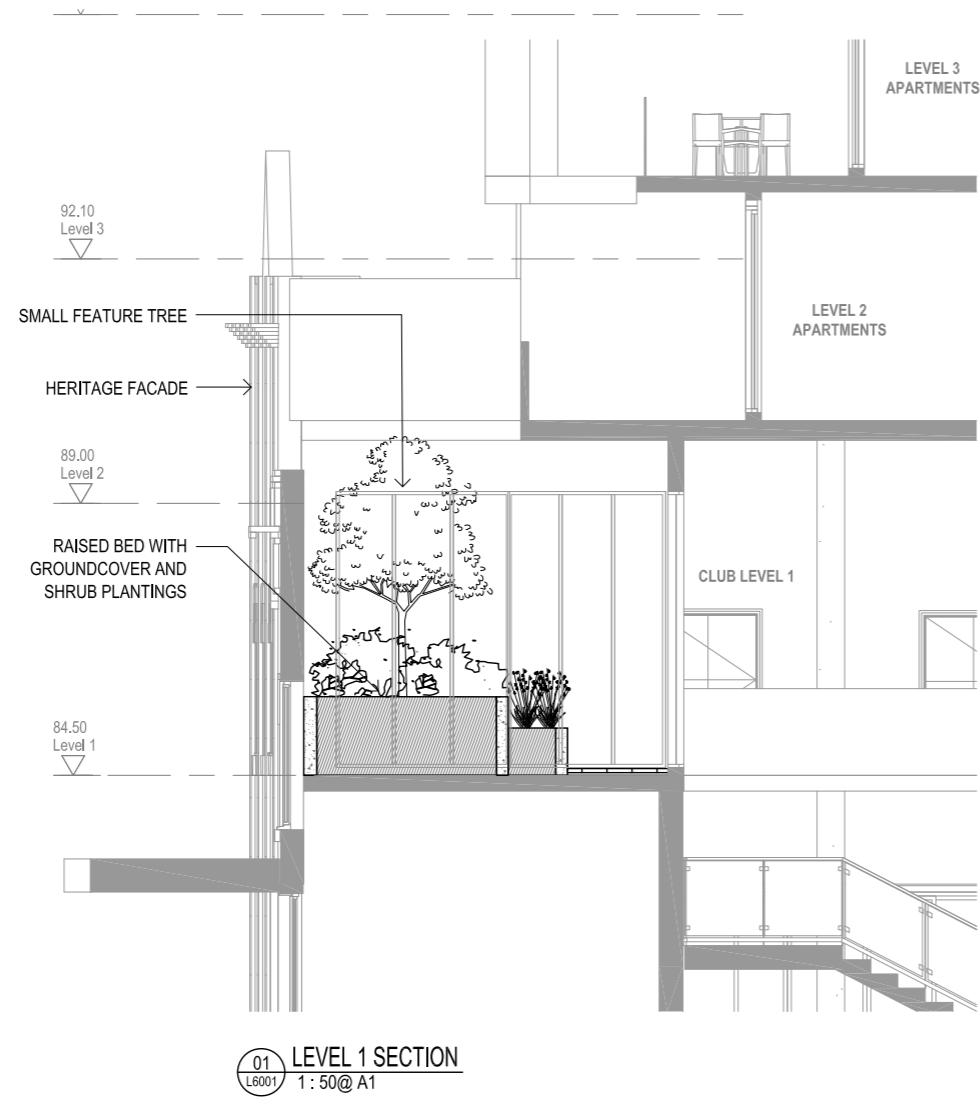


03 OUTDOOR DINING SECTION  
1: 100@A1



04 PLANTING SECTION  
1: 100@A1





01 LEVEL 1 SECTION  
L6001 1: 50@ A1

## FOR INFORMATION

Consultant Structural

**VAN DER MEER**  
PH: 02 9436 0433  
EMAIL: richard.matheson@vandermeer.com.au

Consultant Services

**INSYNC SERVICES**  
PH: 02 9262 34000  
EMAIL: brett@insyncservices.com.au

Consultant Traffic

**ASON GROUP**  
PH: 02 9083 6601  
EMAIL: andrew.johnson@asongroup.com.au

Consultant Planning

**URBIS**  
PH: 02 8233 9900  
EMAIL: swilkes@urbis.com.au

Client

**CAPITAL BLUESTONE**  
PH: 02 8072 4707  
EMAIL: tzdum@capitalbluestone.com.au

**GROUP GSA**

Group GSA Pty Ltd ABN 76 002 113 779  
Level 7, 80 William St East Sydney NSW  
Australia 2011  
www.groupgsa.com

T +612 9361 4144 F +612 9332 3458

architecture interior design urban design landscape  
nom architect M. Sheldon 3990  
Project Title

## BONDI JUNCTION RSL

Drawing Title

## SECTIONS LEVEL 1

Scale 1: 50

Drawing Created (date) 20/10/17

Drawing Created (by) SHo

Plotted and checked by SHo

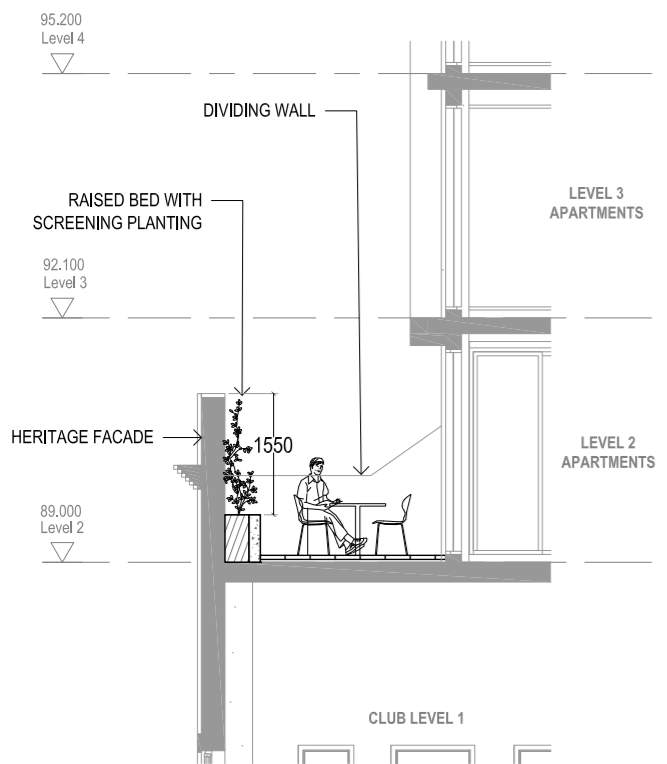
Verified SH

Approved SH

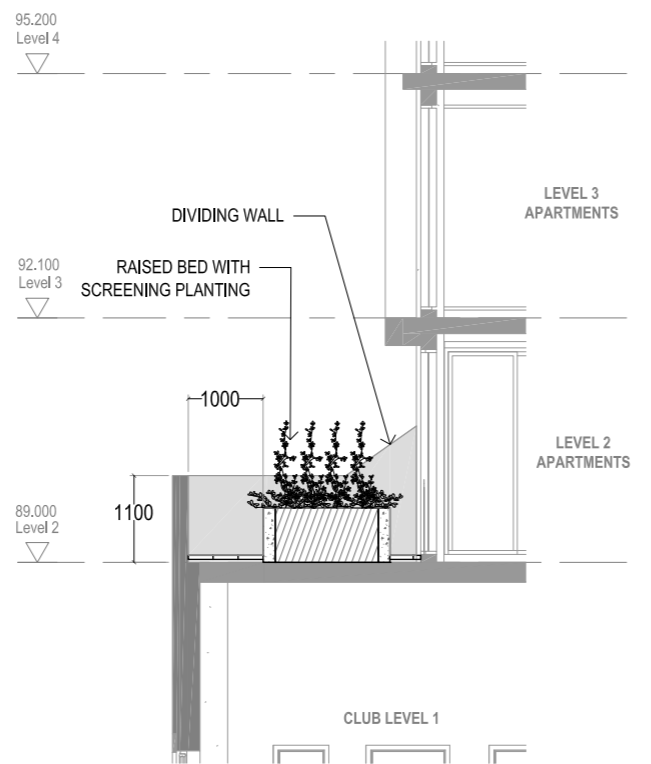
Project No Drawing No Issue

160295 DA-EL-L6001 A

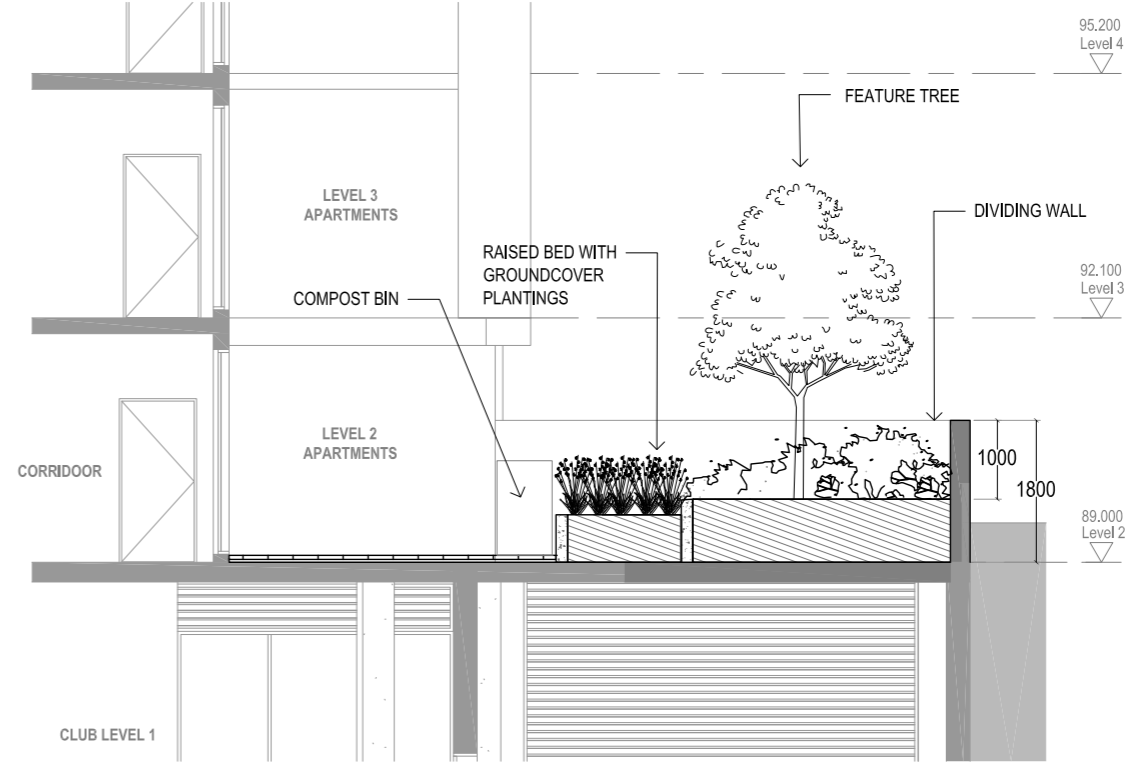
This drawing is the copyright of Group GSA Pty Ltd and may not be altered, reproduced or transmitted in any form or by any means in part or in whole without the written permission of Group GSA Pty Ltd. All levels and dimensions are to be checked and verified on site prior to the commencement of any work, making of shop drawings or fabrication of components.  
Do not scale drawings. Use figured Dimensions.  
15/11/2017



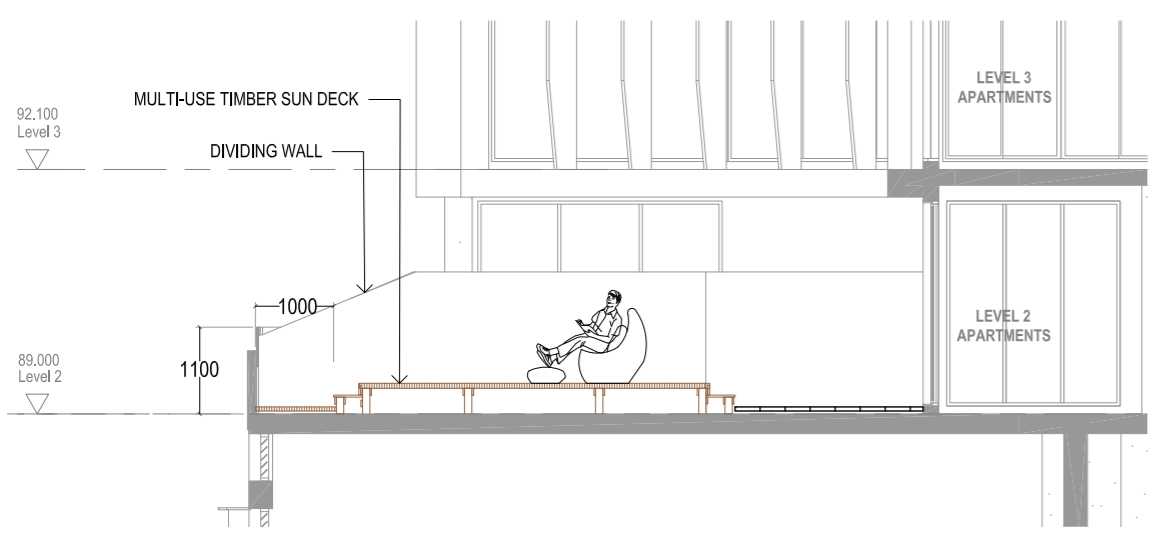
01 HERITAGE FACADE SECTION  
1:50@A1



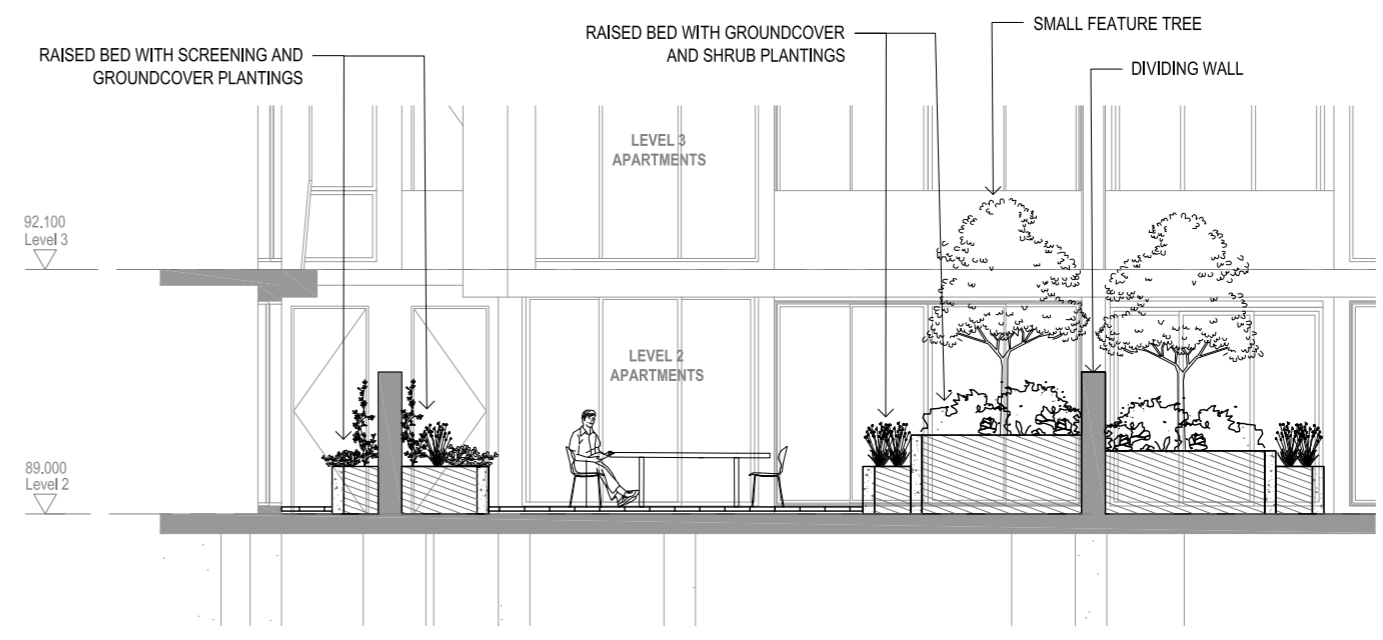
02 TERRACE SCREENING SECTION  
1:50@A1



03 COMMON AREA SECTION  
1:50@A1



04 LARGE TERRACE SECTION  
1:50@A1



05 TERRACE DIVISION SECTION  
1:50@A1

**FOR INFORMATION**

- | Consultant   | Structural |
|--|------------|
| VAN DER MEER<br>PH: 02 9436 0433<br>EMAIL: richard.matheson@vandermeer.com.au  |            |
| Consultant   | Services   |
| INSYNC SERVICES<br>PH: 02 9262 34000<br>EMAIL: bretti@insyncservices.com.au    |            |
| Consultant   | Traffic    |
| ASON GROUP<br>PH: 02 9083 6601<br>EMAIL: andrew.johnson@asongroup.com.au       |            |
| Consultant   | Planning   |
| URBIS<br>PH: 02 8233 9900<br>EMAIL: swilkes@urbis.com.au                       |            |
| Client   |            |
| CAPITAL BLUESTONE<br>PH: 02 8072 4707<br>EMAIL: tordun@capitalbluestone.com.au |            |

**GROUP GSA**

Group GSA Pty Ltd ABN 76 002 113 779  
Level 7, 80 William St East Sydney NSW  
Australia 2011  
www.groupgsa.com

T +612 9361 4144 F +612 9332 3458  
architecture interior design urban design landscape  
nom architect M. Sheldon 3990  
Project Title

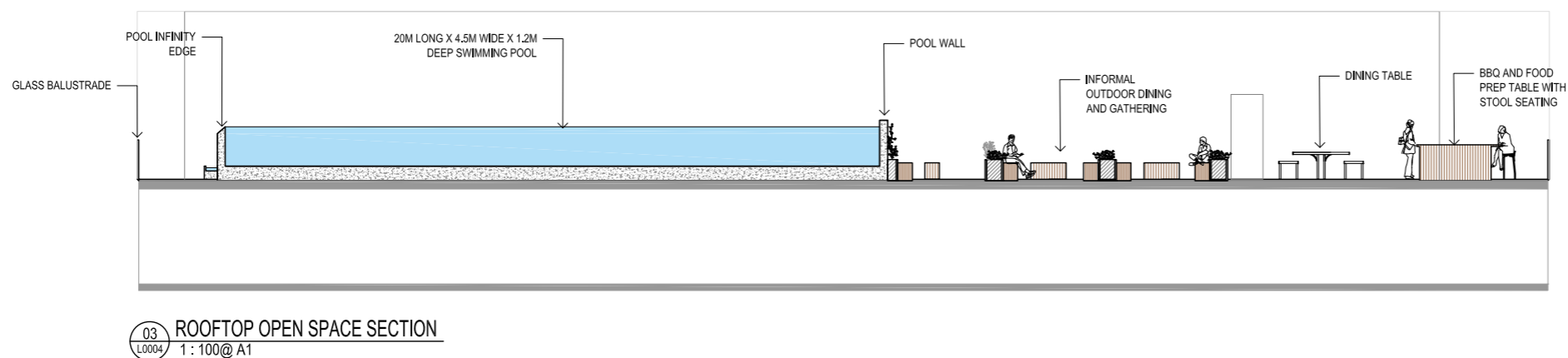
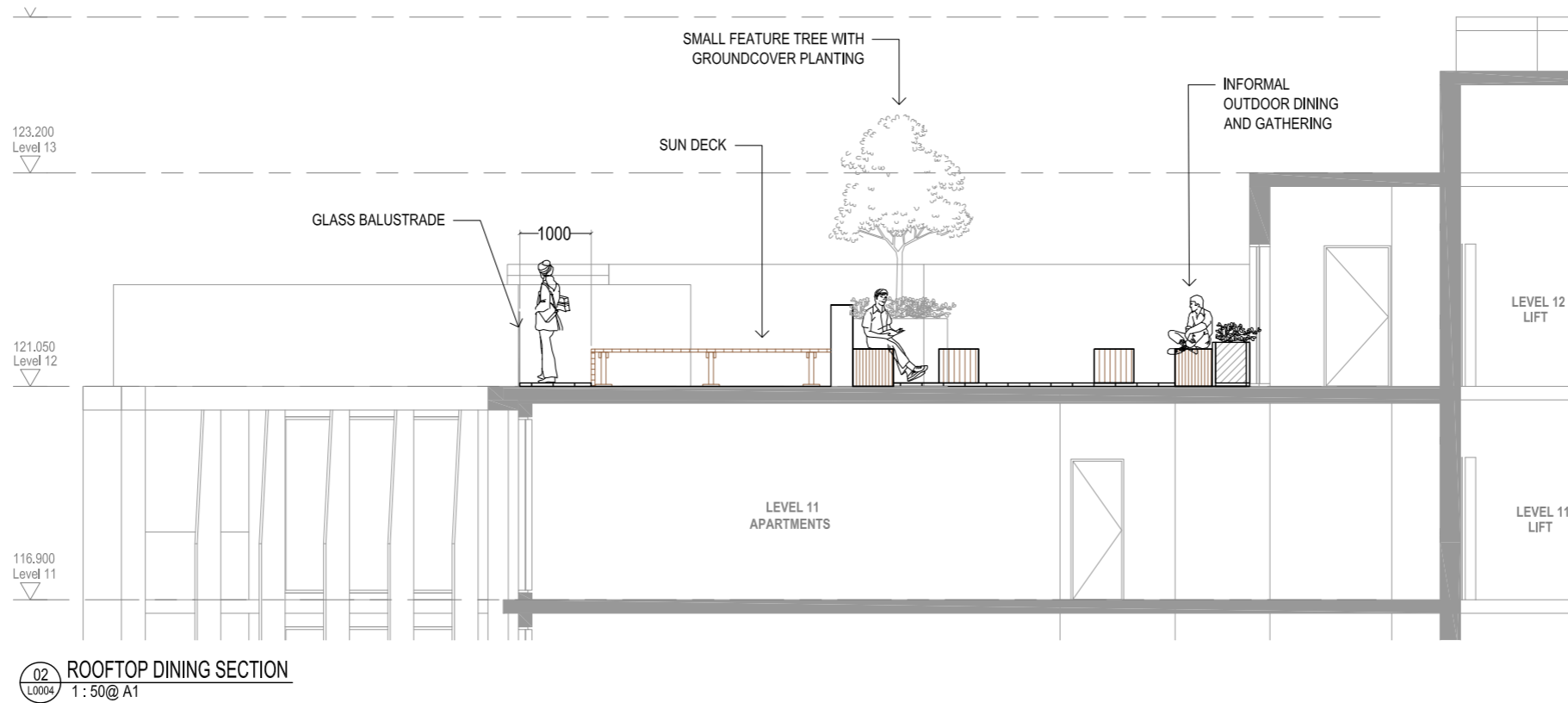
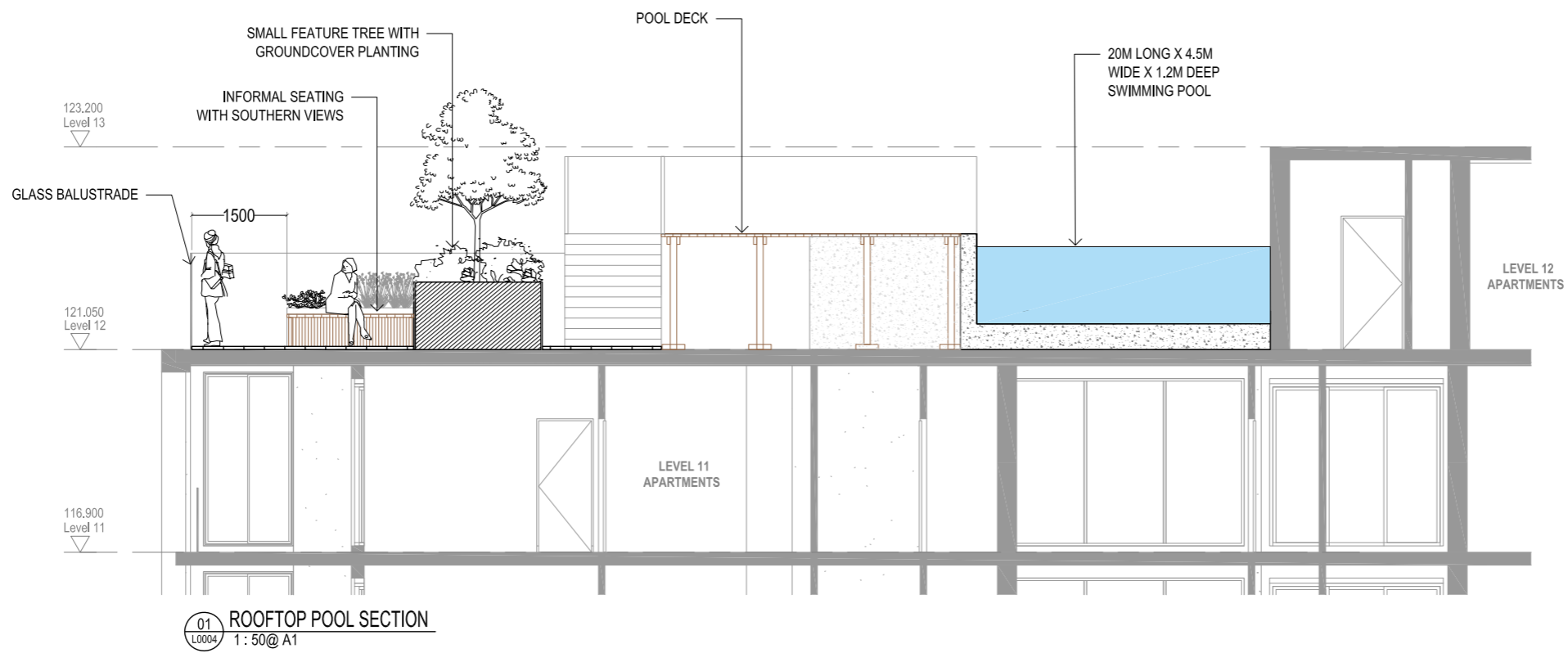
**BONDI JUNCTION RSL**

**SECTIONS  
LEVEL 2**

Scale	1:50
Drawing Created (date)	20/10/17
Drawing Created (by)	SHo
Plotted and checked by	SHo
Verified	SH
Approved	SH
Project No	Drawing No
Issue	

**160295 DA-EL-L6002 A**

This drawing is the copyright of Group GSA Pty Ltd and may not be altered, reproduced or transmitted in any form or by any means in part or in whole without the written permission of Group GSA Pty Ltd. All levels and dimensions are to be checked and verified on site prior to the commencement of any work, making of shop drawings or fabrication of components.  
Do not scale drawings. Use figured Dimensions.



**FOR INFORMATION**

- |  |            |
|--|------------|
| Consultant                               | Structural |
| <b>VAN DER MEER</b>                      |            |
| PH: 02 9438 0433                         |            |
| EMAIL: richard.matheson@vandemeer.com.au |            |
| Consultant                               | Services   |
| <b>INSYNC SERVICES</b>                   |            |
| PH: 02 9262 34000                        |            |
| EMAIL: brett@insyncservices.com.au       |            |
| Consultant                               | Traffic    |
| <b>ASON GROUP</b>                        |            |
| PH: 02 9083 6601                         |            |
| EMAIL: andrew.johnson@asongroup.com.au   |            |
| Consultant                               | Planning   |
| <b>URBIS</b>                             |            |
| PH: 02 8233 9900                         |            |
| EMAIL: swikes@urbis.com.au               |            |
| Client                                   |            |
| <b>CAPITAL BLUESTONE</b>                 |            |
| PH: 02 8072 4707                         |            |
| EMAIL: tzdun@capitalbluestone.com.au     |            |

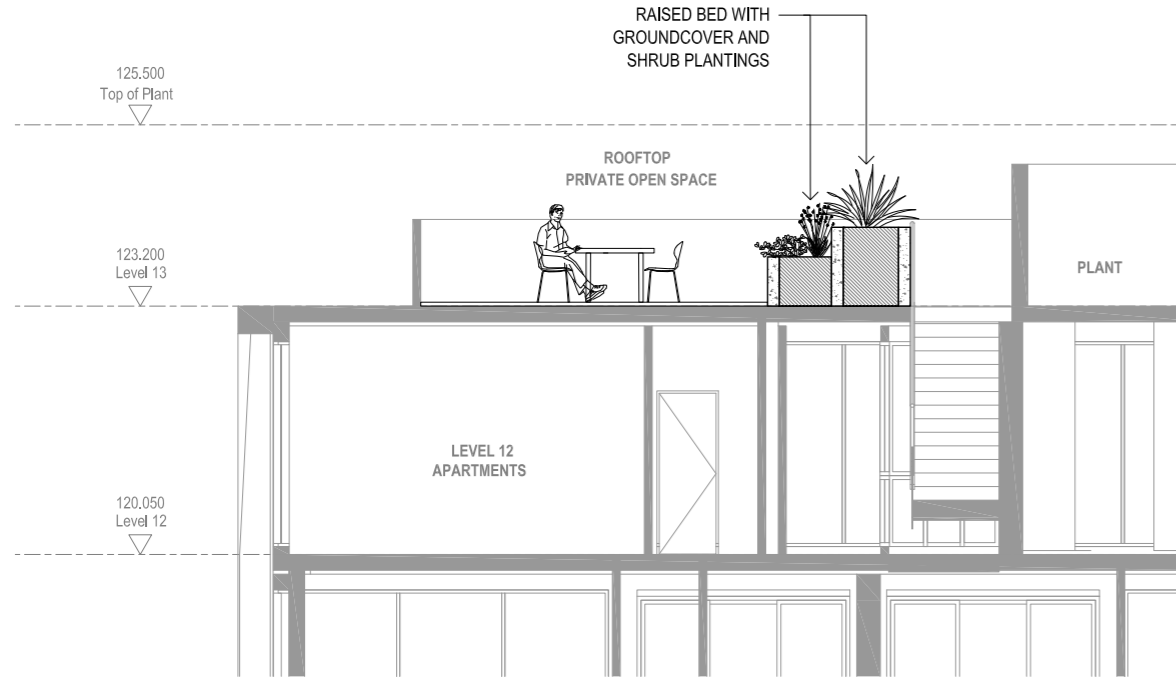


Group GSA Pty Ltd ABN 76 002 113 779  
 Level 7, 80 William St East Sydney NSW  
 Australia 2011  
 www.groupgsa.com  
 T +612 9361 4144 F +612 9332 3458  
 architecture interior design urban design landscape  
 nom architect M. Sheldon 3590  
 Project Title

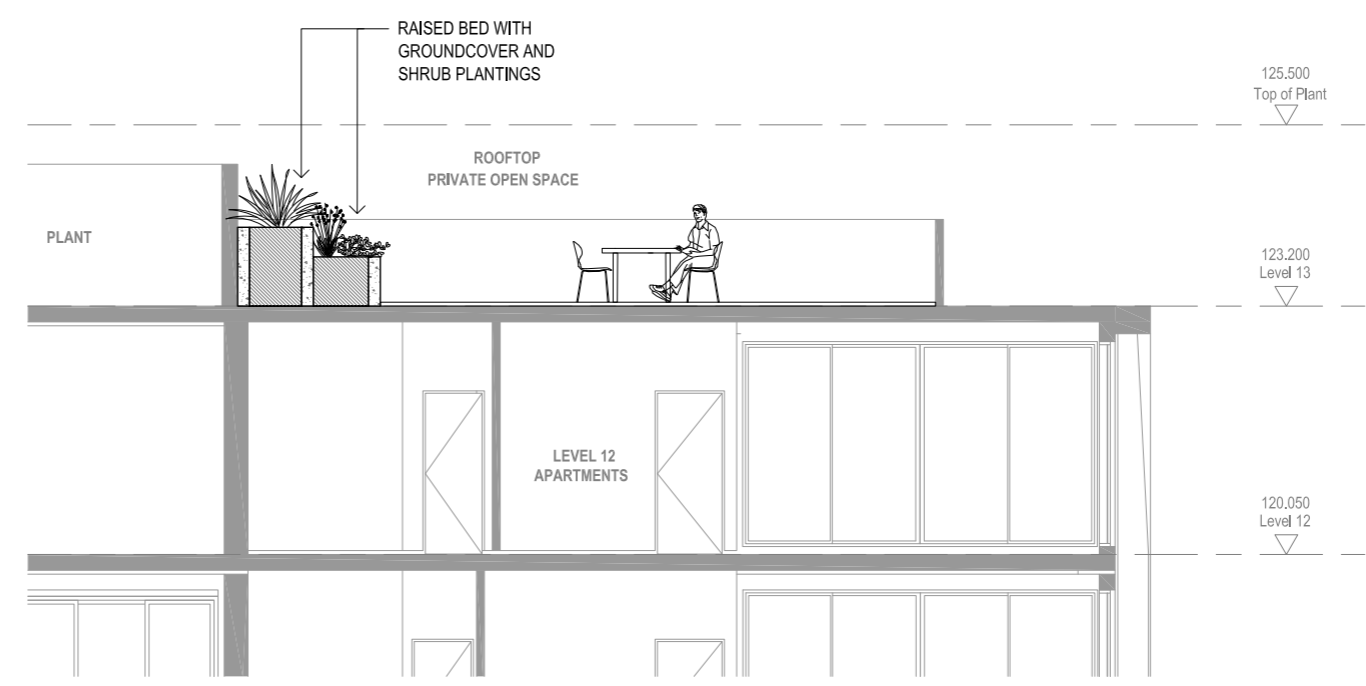
**BONDI JUNCTION RSL**

DRAWING TITLE	
<b>SECTIONS LEVEL 12</b>	
Scale	VARIABLE
Drawing Created (date)	05/10/17
Drawing Created (by)	SHo
Plotted and checked by	SH
Verified	SH
Approved	SH
Project No	Drawing No
160295	DA-EL-L6003 A

This drawing is the copyright of Group GSA Pty Ltd and may not be altered, reproduced or transmitted in any form or by any means in part or in whole without the written permission of Group GSA Pty Ltd. All levels and dimensions are to be checked and verified on site prior to the commencement of any work, making of shop drawings or fabrication of components.  
 Do not scale drawings. Use figured Dimensions.



01 ROOFTOP SECTION WEST  
L6004 1:50@A1



02 ROOFTOP SECTION EAST  
L6004 1:50@A1

**FOR INFORMATION**

- |  |            |
|--|------------|
| Consultant   | Structural |
| <b>VAN DER MEER</b><br>PH: 02 9436 0433<br>EMAIL: richard.matheson@vandermeer.com.au |            |
- |  |          |
|--|----------|
| Consultant   | Services |
| <b>INSYNC SERVICES</b><br>PH: 02 9262 34000<br>EMAIL: bretti@insyncservices.com.au |          |
- |   |         |
|---|---------|
| Consultant  | Traffic |
| <b>ASON GROUP</b><br>PH: 02 9083 6601<br>EMAIL: andrew.johnson@asongroup.com.au |         |
- |   |          |
|---|----------|
| Consultant  | Planning |
| <b>URBIS</b><br>PH: 02 8233 9900<br>EMAIL: swilkes@urbis.com.au |          |
- |   |  |
|---|--|
| Client  |  |
| <b>CAPITAL BLUESTONE</b><br>PH: 02 8072 4707<br>EMAIL: tordun@capitalbluestone.com.au |  |



Group GSA Pty Ltd ABN 78 002 113 779  
 Level 7, 80 William St East Sydney NSW  
 Australia 2011  
 www.groupgsa.com

T +612 9361 4144 F +612 9332 3458  
 architecture interior design urban design landscape  
 nom architect M. Sheldon 3990

Project Title

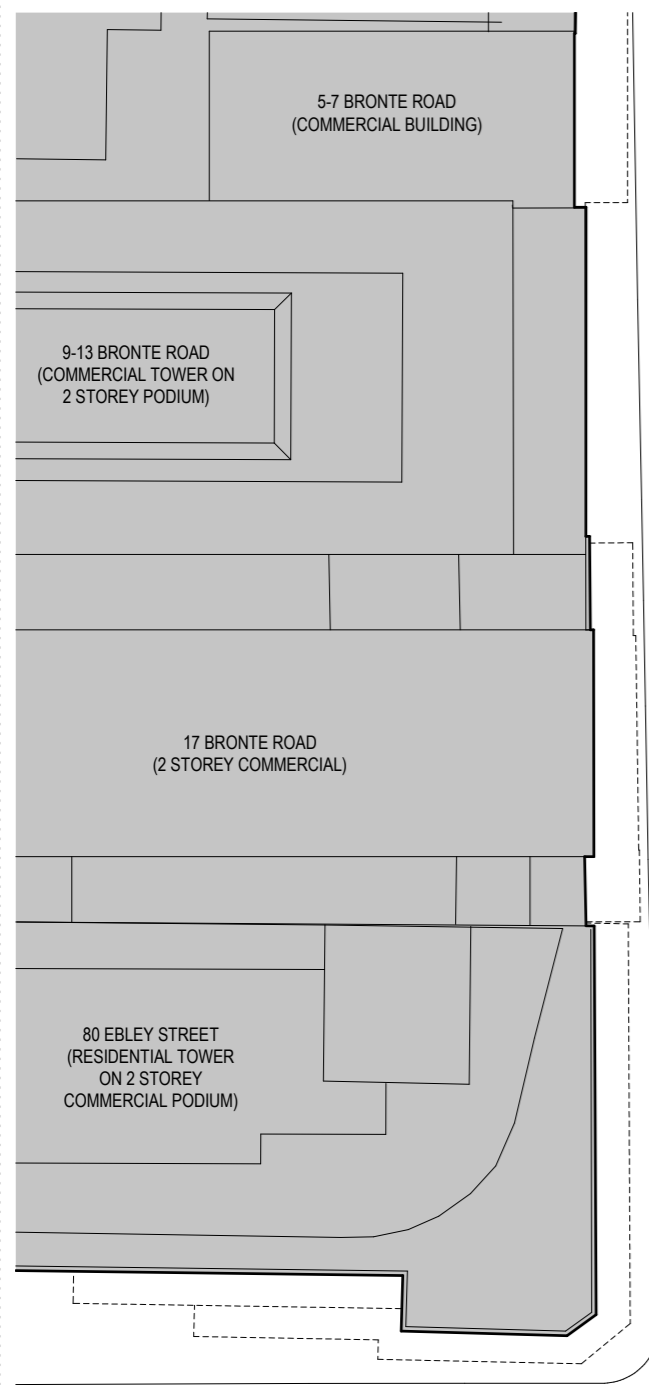
**BONDI JUNCTION RSL**

Drawing Title  
**SECTIONS  
 LEVEL 13**

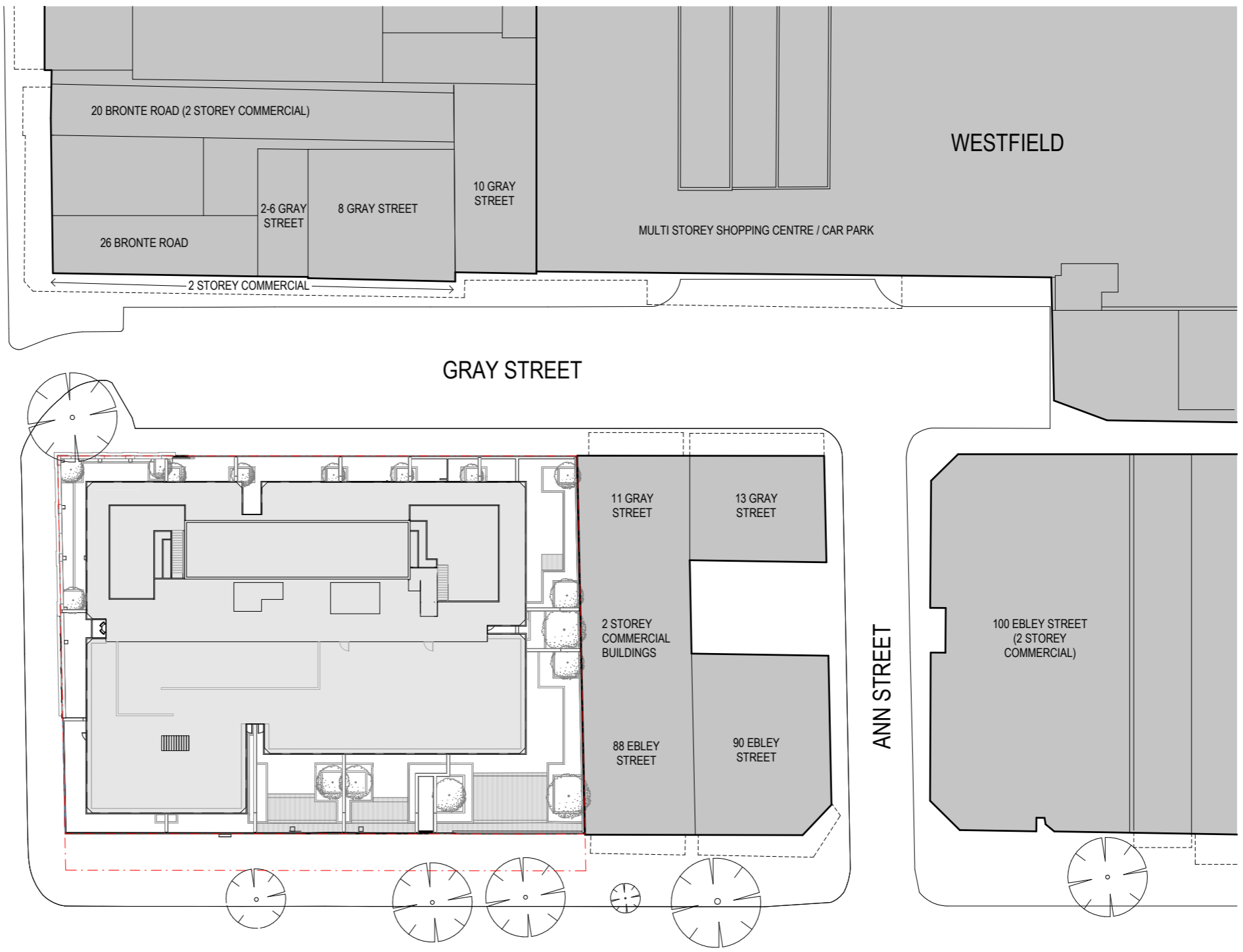
Scale	1:50
Drawing Created (date)	20/10/17
Drawing Created (by)	SHo
Plotted and checked by	SHo
Verified	SH
Approved	SH

Project No Drawing No Issue  
**160295 DA-EL-L6004 A**

This drawing is the copyright of Group GSA Pty Ltd and may not be altered, reproduced or transmitted in any form or by any means in part or in whole without the written permission of Group GSA Pty Ltd. All levels and dimensions are to be checked and verified on site prior to the commencement of any work, making of shop drawings or fabrication of components.  
 Do not scale drawings. Use figured Dimensions.  
 15/11/2017

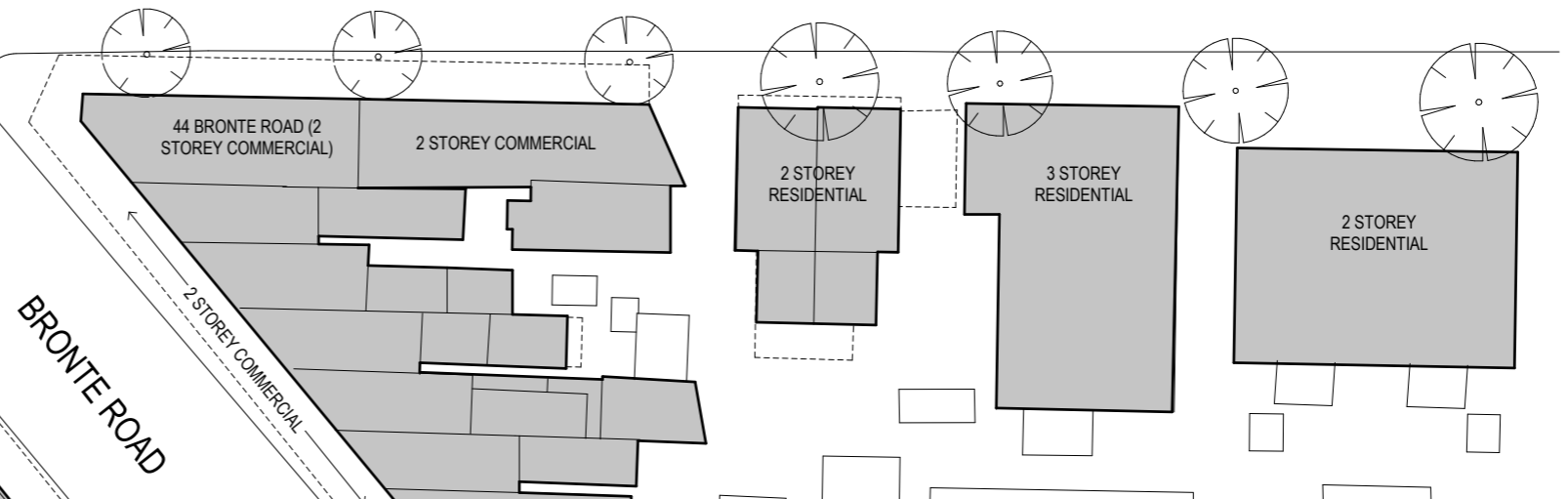
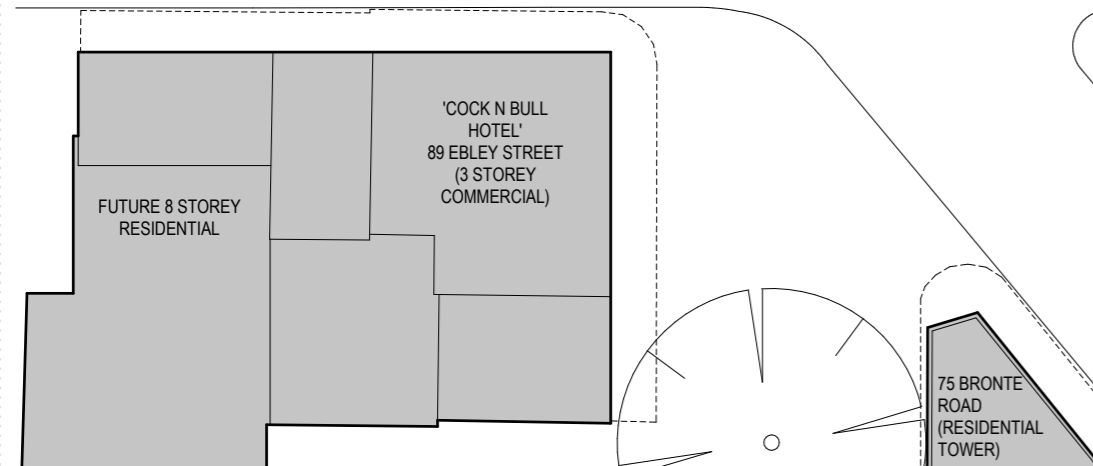


BRONTE ROAD



EBLEY STREET

EBLEY STREET



Issue	Description	Date
A	DA SUBMISSION	16.11.17



North Point

**DA SUBMISSION**

Consultant	Structural
VAN DER MEER PH: 02 9436 0433 EMAIL: richard.matheson@vandemeer.com.au	
Consultant	Services
INSYNC SERVICES PH: 02 9262 34000 EMAIL: brett@insyncservices.com.au	
Consultant	Traffic
ASON GROUP PH: 02 9063 8601 EMAIL: andrew.johnson@asongroup.com.au	
Consultant	Planning
URBIS PH: 02 8233 9900 EMAIL: swikes@urbis.com.au	
Client	
CAPITAL BLUESTONE PH: 02 8072 4707 EMAIL: tdon@capitalbluestone.com.au	



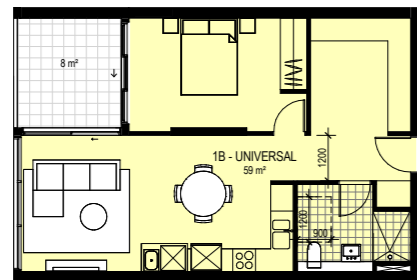
Group GSA Pty Ltd ABN 76 002 113 779  
Level 7, 80 William St East Sydney NSW  
Australia 2011  
www.groupgsa.com  
T +612 9361 4144 F +612 9332 3458  
architecture interior design urban design landscape  
nom architect M. Sheldon 3990  
Project Title

**BONDI JUNCTION RSL**

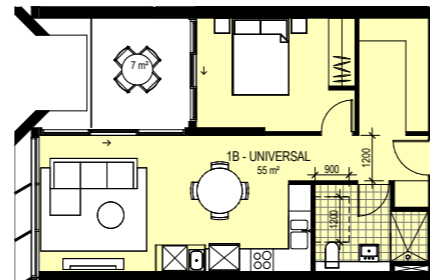
Drawing Title		
<b>SITE PLAN</b>		
Scale	1 : 250	
Drawing Created (date)	08/16/17	
Drawing Created (by)	AP/SW	
Plotted and checked by	AP/SW/PI	
Verified	AE/PI	
Approved	LMC/AE	
Project No	Drawing No	Issue
160295	DA 1100	A

This drawing is the copyright of Group GSA Pty Ltd and may not be altered, reproduced or transmitted in any form or by any means in part or in whole without the written permission of Group GSA Pty Ltd. All levels and dimensions are to be checked and verified on site prior to the commencement of any work, making of shop drawings or fabrication of components.  
Do not scale drawings. Use figured Dimensions.

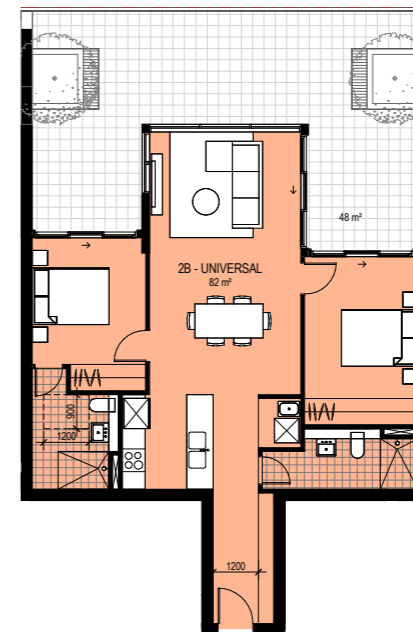
16/11/2017 3:46:00 PM



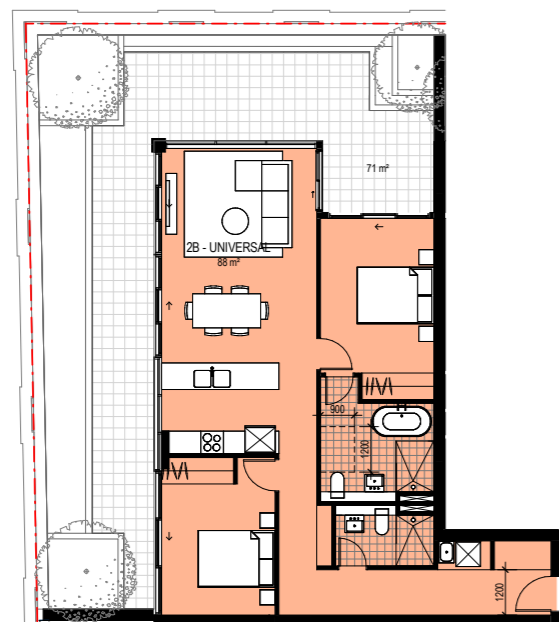
1 Level 2 - 1B - TYPE 10 (UNIVERSAL)  
1:100



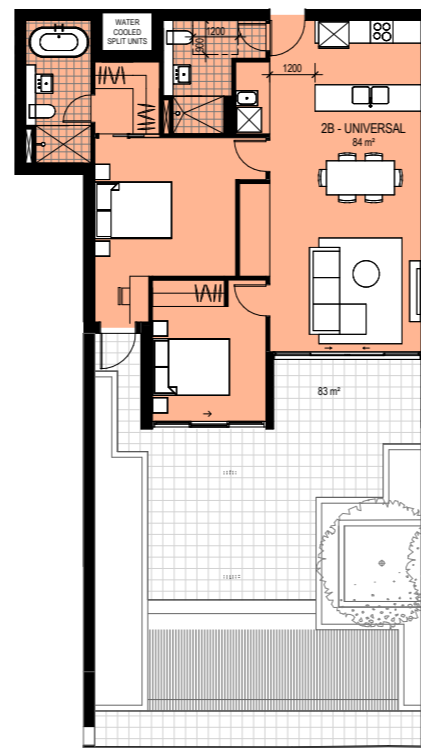
5 Level 3 - 1B - TYPE 22 (UNIVERSAL)  
1:100



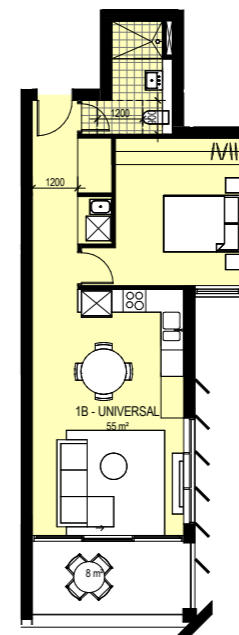
2 Level 2 - 2B - TYPE 7 (UNIVERSAL)  
1:100



3 Level 2 - 2B - TYPE 9 (UNIVERSAL)  
1:100



4 Level 2 - 2B - TYPE 13 (UNIVERSAL)  
1:100



6 Level 9 - 1B - TYPE 31 (UNIVERSAL)  
1:100

## DA SUBMISSION

Consultant Structural

VAN DER MEER  
PH: 02 9436 0433  
EMAIL: richard.matheson@vandermeer.com.au

Consultant Services

INSYNC SERVICES  
PH: 02 9262 34000  
EMAIL: bretti@insyncservices.com.au

Consultant Traffic

ASON GROUP  
PH: 02 9383 8601  
EMAIL: andrew.johnson@asongroup.com.au

Consultant Planning

URBIS  
PH: 02 8233 9900  
EMAIL: swikes@urbis.com.au

Client

CAPITAL BLUESTONE  
PH: 02 8072 4707  
EMAIL: tzu@capitalbluestone.com.au

**GROUP GSA**

Group GSA Pty Ltd ABN 76 002 113 779  
Level 7, 80 William St East Sydney NSW  
Australia 2011  
www.groupgsa.com

T +612 9361 4144 F +612 9332 3458

architecture interior design urban design landscape  
nom architect M. Sheldon 3990

Project Title

**BONDI JUNCTION RSL**

Drawing Title

**UNIVERSAL UNITS**

Scale 1:100

Drawing Created (date) 10/20/17

Drawing Created (by) Author

Plotted and checked by Designer

Verified Checker

Approved Approver

Project No Drawing No Issue

160295 DA 3215 A

This drawing is the copyright of Group GSA Pty Ltd and may not be altered, reproduced or transmitted in any form or by any means in part or in whole without the written permission of Group GSA Pty Ltd. All levels and dimensions are to be checked and verified on site prior to the commencement of any work, making of shop drawings or fabrication of components.  
Do not scale drawings. Use figured Dimensions.